

EUROBAROMETER 44.3

- BASIC SAMPLE + UNEMPLOYED OVERSAMPLE -

FEBRUARY-APRIL 1996

CODEBOOK

INRA (EUROPE)

COUNTRY CODE

```

+---+---+ 1
|   |   |
+---+---+

```

OUR SURVEY NUMBER

```

+---+---+---+ 2
|   |   |   |
+---+---+---+

```

INTERVIEW NUMBER

```

+---+---+---+---+---+ 3
|   |   |   |   |   |
+---+---+---+---+---+

```

Q.1. What is your nationality ? Please tell me the country (or countries) that apply. (MULTIPLE ANSWERS POSSIBLE)

- Belgium..... 4 1,
- Denmark..... 2,
- Germany..... 3,
- Greece..... 4,
- Spain..... 5,
- France..... 6,
- Ireland..... 7,
- Italy..... 8,
- Luxembourg..... 9,
- Netherlands..... 10,
- Portugal..... 11,
- United Kingdom (Great Britain, Northern Ireland)..... 12,
- Austria..... 13,
- Sweden..... 14,
- Finland..... 15,
- Other countries..... 16,
- DK..... 17,

Q.2. When you get together with friends, would you say you discuss political matters frequently, occasionally, or never ?

- Frequently..... 5 1
- Occasionally..... 2
- Never..... 3
- DK..... 4

Q.3. When you hold a strong opinion, do you ever find yourself persuading your friends, relatives or fellow workers to share your views ? Does this happen ... ? (READ OUT)

- Often..... 6 1
- From time to time..... 2
- Rarely..... 3
- Never..... 4
- DK..... 5

Q.4.a) In your opinion, how is the European Union, the European Unification advancing nowadays ? Please look at these people (SHOW CARD) N°1 is standing still, N° 7 is running as fast as possible. Choose the one which best corresponds with your opinion of the European Union, European Unification. b) And which corresponds best to what you would like ? (SHOW CARD)

	a) current speed	b) desired speed
1 STANDSTILL	7 1	8 1
2	2	2
3	3	3
4	4	4
5	5	5
6	6	6
7 RUNS AS FAST AS POSSIBLE	7	7
DK	8	8

Q.5.a) Which of the following statements best describes your current situation? (SHOW CARD - READ OUT - ONE ANSWER ONLY)

- I live on my own..... 9 1
- I live with my partner who has a full-time job..... 2
- I live with my partner who has a part-time job..... 3
- I live with my partner who is unemployed..... 4
- I live with my partner who is a full-time housewife/house-
husband..... 5
- Other (SPONTANEOUS)..... 6
- Refusal (SPONTANEOUS)..... 7

Q.5.b) Could you give me the letter which corresponds best to your own current situation ? (SHOW CARD - READ OUT - ONE ANSWER ONLY)

- Married..... 10 1
- Remarried..... 2
- Unmarried. Currently living with a partner..... 3
- Unmarried. Having never lived with a partner..... 4
- Unmarried. Having previously lived with a partner, but now on my own..... 5
- Divorced..... 6
- Separated..... 7
- Widowed..... 8
- Other (SPONTANEOUS)..... 9
- Refusal (SPONTANEOUS)..... 10

Q.6. Over the last 3 months, have you most of the time been ... ? (SHOW CARD - READ OUT - ONE ANSWER ONLY)

- Living in the house of your parents or your partners' parents..... 11 1
- Living in a house or a flat that you have bought or are buying..... 2
- Living in a house or flat that you rent from a public authority..... 3
- Living in a house or flat that you rent privately..... 4
- Sharing rented accomodation with friends/acquain-
tances..... 5
- Living in a hostel, lodgings..... 6
- Other..... 7

Q.7. For each of the following statements, please tell me if it applies to you, or not ?

READ OUT	Yes	No	DK/Refusal
I am the person who contributes most to the household income	12 1	2	3
I have a child at home under 3 years of age	13 1	2	3
I have a child at home aged between 3 and 5	14 1	2	3
I have a child at home between 6 and 15 who is still at school	15 1	2	3
I have a child at home over 15 who is still a student (school, college, university,...)	16 1	2	3
I have a child at home over 15 who no longer is a student (school, college, university,...) and who works	17 1	2	3
I have a child at home over 15 who is not a student (school, college, university,...) and does not work	18 1	2	3
I/We have someone over 60 living with me/us	19 1	2	3

Q.8. Which of the following options best describes your situation in the last seven days ? (SHOW CARD - READ OUT - ONE ANSWER MAXIMUM)

Self-employed.....	20	1
Employed, full-time.....		2
Employed, part-time.....		3
Unpaid worker in family business.....		4
Other unpaid worker.....		5
On maternity/paternity leave.....		6
Working/training as part of a government scheme for the unemployed.....		7
Unemployed.....		8
Full-time housewife/house-~.....		9
Permanently unable to work because sick or disabled.....		10
Full-time student (school, college, university,...).....		11
Retired.....		12

-----+-----
 | The following sections are to be found hereafter :
 | Employment section : Q.10 to Q.41
 | Unemployment section : Q.42 to Q.76
 | All respondents : from Q.77
 -----+-----

Q.9. Why did you take a part-time job rather than a full-time job ? (SHOW CARD - READ OUT - MULTIPLE ANSWERS POSSIBLE)

I could not find a full-time job.....	21	1,
I did not want a full-time job.....		2,
Illness or disability.....		3,
It is difficult to find suitable childcare for my children.....		4,
I am prevented by other domestic responsibilities.....		5,
I would have to pay more on tax and (social security - ADEQUATE TERM IN EACH COUNTRY)...		6,
I enjoy having more time to spend on family or leisure activities.....		7,
I am a student.....		8,
I don't need the money.....		9,
My partner would not like me to work full-time.....		10,
It gives me the chance of doing something different in my second job.....		11,
Other (SPONTANEOUS).....		12,

-----+-----
 | EMPLOYMENT SECTION : Q.10 TO Q.41
 | ASK ALL PEOPLE IN EMPLOYMENT, THAT IS EMPLOYED AND SELF-EMPLOYED : CODES 1 TO 7 AT Q.8
 -----+-----

Q.10. What is the full title of your (main) job?

(Probe to get clear job title) ISCO CODING - OFFICE CODING

+--+--+ 22
 | | |
 +--+--+

Q.11.a) Which of these categories best describes your job? (SHOW CARD - READ OUT - ONE ANSWER ONLY)

Self-employed with employees.....	23	1
Self-employed without employees.....		2
Manager(ess).....		3
Foreman or supervisor.....		4
Other employee, permanent job.....		5
Other employee, seasonal, temporary or casual job.....		6
Other employee, under contract or for a fixed time period.....		7
Other (SPONTANEOUS).....		8

Q.11.b) Did you take that type of job rather than a permanent job because (READ OUT) ?

You had a contract which included a period of training.....	24	1
You could not find a permanent job.....		2
You did not want a permanent job.....		3
Other (SPONTANEOUS).....		4

Q.11.c) Is your job considered by your employer to be...(READ OUT)?

A job lasting less than a year.....	25	1
A job lasting 1 to 3 years.....		2
A job lasting longer than 3 years.....		3
DK.....		4

ASK AGAIN ALL PEOPLE IN EMPLOYMENT, THAT IS EMPLOYED AND SELF-EMPLOYED : CODES 1 TO 7 AT Q.8

Q.12. Of the people at your workplace with the same type of job as yourself, what proportion are women ? (SHOW CARD - READ OUT - ONE ANSWER ONLY)

- All are women..... 26 1
- More than three quarters are women..... 2
- About three quarters are women..... 3
- About half are women..... 4
- About a quarter are women..... 5
- Less than a quarter are women..... 6
- None are women..... 7
- Not applicable - No one the same type of job (SPONTANEOUS)..... 8
- DK..... 9

Q.13. How many people are employed at your workplace? (SHOW CARD - READ OUT - ONE ANSWER ONLY)

- I work entirely on my own..... 27 1
- Less than 10 people..... 2
- 10-24 people..... 3
- 25-49 people..... 4
- 50-99 people..... 5
- 100-499 people..... 6
- 500 or more..... 7
- DK..... 8

Q.14. What does the firm or organisation that you currently work for actually make or do ? (NEW NACE CODE)

+---+---+ 28
 | | |
 +---+---+

Q.15.a) How long have you been continuously employed by this employer/ continuously self-employed ? - NUMBER OF YEARS ?

+---+---+ 29
 | | |
 +---+---+

Q.15.b) How long have you been continuously employed by this employer/ continuously self-employed ?

+---+---+ 30
 | | |
 +---+---+

Q.16. Thinking back to when you first came to work for your current employer, how did you first hear about the job? (SHOW CARD - READ OUT - ONE ANSWER ONLY)

- From family or relations..... 31 1
- From friends or acquaintances..... 2
- Public employment agency/job centre..... 3
- Private employment agency..... 4
- Advertisement in shop or local newspaper..... 5
- Advertisement in national newspaper/magazine..... 6
- Advertisement on television/radio..... 7
- Approached employer directly..... 8
- Employer approached me..... 9
- Careers Office/School..... 10
- Government Training Scheme..... 11
- Other (SPONTANEOUS)..... 12
- Not applicable - Self-employed..... 13

Q.17. a) Where do you work most of the time ? (SHOW CARD - ONE ANSWER ONLY)

b) (IF CODES 1 TO 6 AT Q17a)

Is there another setting in which you regularly do part of your work, which you would rank second in importance ? (SHOW SAME CARD)

READ OUT	Most of the time	Second setting
At home	32 1	33 1
In a place of my own, but that is separate from my home	2	2
In a building or site that belongs to my employer	3	3
In a building or site that belongs to another person who is not my employer	4	4
In a mobile work post, for instance in or from a car, van, etc.	5	5
In another setting	6	6
I share equally my time between 2 or more of these settings (SPONTANEOUS)	7	-----

Q.17. c) (IF CODE 7 AT Q17a)

Which are the two settings where you do most of your work ? (SHOW SAME CARD)

At home.....	34 1,
In a place of my own, but that is separate from my home.....	2,
In a building or site that belongs to my employer.....	3,
In a building or site that belongs to another person who is not my employer.....	4,
In a mobile work post, for instance in or from a car, van, etc.....	5,
In another setting.....	6,

Q.18. a) In your work, do you communicate with other people - whether clients, customers, managers or colleagues - ... ?

b) (IF YES) Do you use this equipment to communicate with people who work outside your own office or worksite ? (SHOW CARD)

READ OUT	Yes, use this equipment		
	Use it (including) outside own office/ worksite	Does not use it outside own office/ worksite	No, does not use this equipment
... using a telephone	35 1	2	3
... using a fax machine	36 1	2	3
... using a modem	37 1	2	3
... directly using a personal computer, for example through e-mail, INTERNET,...	38 1	2	3
... directly using a central computer	39 1	2	3

Q.19. For each of the following statements, please tell me if it applies to you, or not?

READ OUT	Applies	Does not apply	DK
The organisation I work for is in the private rather than the public sector	40 1	2	3
I have a written contract with my employer	41 1	2	3
In my job, I often move from one sort of work to another	42 1	2	3
I am expected to be more flexible in the way I carry out my work than a couple of years ago	43 1	2	3
I can use almost all of my experience, skills and abilities in my present job	44 1	2	3
The total number of hours I work varies from week to week	45 1	2	3
My job involves the use of computerised or automated equipment	46 1	2	3
I spend more than half my work time using computerised or automated equipment	47 1	2	3
I work under a great deal of pressure	48 1	2	3
I have been promoted while I have been with my current employer	49 1	2	3
I have been employed several times by the same employer	50 1	2	3

Q.20. Here is a list of statements about your current job. For each of them, please tell me if it is very true, quite true, a little true or not at all true? (SHOW CARD WITH SCALE)

READ OUT	Very true	Quite true	A little true	Not at all true	DK
I have a lot of say over what happens in my job	51 1	2	3	4	5
My job allows me to take part in making decisions that affect my work	52 1	2	3	4	5
There is a lot of variety in my work	53 1	2	3	4	5
My job requires that I keep learning new things	54 1	2	3	4	5
My job is interesting	55 1	2	3	4	5
My job is secure	56 1	2	3	4	5

Q.21. How much do you agree or disagree with each of the following statements describing your job? Do you say you strongly agree, agree, neither agree/nor disagree, disagree or strongly disagree ? (SHOW CARD)

READ OUT	Strongly Agree	Agree	Neither Agree / nor Disagree	Disagree	Strongly Disagree	DK
My job requires that I work very hard	57 1	2	3	4	5	6
I never seem to have enough time to get everything done in my job	58 1	2	3	4	5	6
I often have to work extra time, over and above the formal hours of my job, to get through the work or to help out	59 1	2	3	4	5	6

Q.22. I would like you to compare your current job with what you were doing five years ago (even if you were in the same job). For each of the following things would you say there has been a significant increase compared to five years ago, a significant decrease or little or no change ? (SHOW CARD) (INT. IF NOT IN WORK 5 YEARS AGO, GO BACK TO WHEN STARTED WORKING IN PAST 5 YEARS)

READ OUT	Significant increase	Significant decrease	Little or no change	DK
Job security	60 1	2	3	4
The level of skill you use in your job	61 1	2	3	4
The variety of tasks you perform	62 1	2	3	4
The effort you have to put into your job	63 1	2	3	4
The responsibility involved in your job	64 1	2	3	4
The stress involved in your job	65 1	2	3	4
The provision of training	66 1	2	3	4
Tightness of supervision over your job	67 1	2	3	4

Q.23.a) How many hours do you usually work a week in your job, including overtime ? Please do not include meal breaks. If it varies, take the average over the last 4 weeks. (IF REFUSAL : CODE 998 - IF DK : CODE 999)

number of hours :

+---+---+ 68
 | | | |
 +---+---+

Q.23.b) And how many hours a week do you work in any other jobs?
 (IF NO OTHER JOB, CODE 000)
 (IF REFUSAL : CODE 998 - IF DK : CODE 999)

+---+---+ 69
 | | | |
 +---+---+

Q.24.a) Some people say that if fewer hours were worked each week, there would be more free time, more work available, and new jobs could therefore be created. Irrespective of your current situation at work, would you personally be prepared to work fewer hours per week, yes or no ?

- Yes..... 70 1
- Possibly yes, depending on what I would earn (SPONTANEOUS)..... 2
- No..... 3
- DK..... 4

Q.24.b) You say that you might possibly be ready to work fewer hours per week. But would you accept this... (READ OUT) ?

- Even if you were not paid for the hours you would not work..... 71 1
- Only if you were paid for the hours you would not work, but at a lower rate..... 2
- I would only be prepared to work fewer hours if my earnings stayed the same (SPONTANEOUS)..... 3
- DK..... 4

ASK AGAIN ALL PEOPLE IN EMPLOYMENT, THAT IS EMPLOYED AND SELF-EMPLOYED : CODES 1 TO 7 AT Q.8

Q.25. Would you be ready or not to take exceptional unpaid leave in order to... ?

READ OUT	Yes	No	DK
Bring up a child	72 1	2	3
follow a training course	73 1	2	3
look for a new job	74 1	2	3
look after older relatives	75 1	2	3
develop yourself (sabbatical leave)	76 1	2	3

Q.25.b) (IF NO "YES" AT Q.25a)

Which are the two main reasons why you wouldn't take such unpaid leave ? (READ OUT - SHOW CARD - TWO ANSWERS MAXIMUM)

I cannot afford it..... 77 1,
 I am afraid to lose my job..... 2,
 I am afraid it will harm my career..... 3,
 I do not want to be financially dependent on someone else..... 4,
 Other (SPONTANEOUS)..... 5,
 DK..... 6,

-----+
 | EMPLOYED : ASK Q.26 TO Q.35 - SELF-EMPLOYED SKIP TO Q.36
 -----+
 |

Q.26. Suppose there was to be some decision made at your place of work that changed the way you do your job. Do you think that you personally would have any say in the decision about the change, or not ?
 (IF YES) How much influence over the decision do you think that you personally would have ? A great deal, quite a lot or just a little ?

No..... 78 1
 Yes, a great deal of influence..... 2
 Yes, quite a lot of influence..... 3
 Yes, just a little influence..... 4
 DK..... 5

Q.27. Do you think that you should have more say in the decisions that affect your work, or are you satisfied with the way things are?

Should have more say..... 79 1
 Satisfied the way things are..... 2

Q.28. Thinking now of how you get news about important developments in the organisation you work for. Does management hold meetings in which you can express your views about what is happening in the organisation, or not ?

Yes..... 80 1
 No..... 2

Q.29. Which would offer you the best opportunities for getting a better job: staying with your current employer or changing employer ?

Staying with current employer..... 81 1
 Changing employer..... 2
 DK..... 3

Q.30. How high do you think your chances are of being given a significant promotion with your present organisation? (SHOW CARD - READ OUT)

100% / Definite..... 82 1
 75% / High Chance..... 2
 50% / Fifty/Fifty..... 3
 25% / Low Chance..... 4
 0% / No Chance at All..... 5
 DK..... 6

Q.31. Which, if any, of the things on this card are important in determining how hard you work in your job?
 (SHOW CARD - READ OUT - MULTIPLE ANSWERS POSSIBLE)

Targets you are set..... 83 1,
 A machine or assembly line..... 2,
 Clients or customers..... 3,
 A supervisor or boss..... 4,
 Your fellow workers or colleagues..... 5,
 Your own discretion..... 6,
 Pay incentives such as bonuses, etc..... 7,
 Reports and Appraisals..... 8,
 DK..... 9,

Q.32. How long do you think it would be before a person doing your sort of job would be dismissed in your organisation if they persistently... ? (SHOW CARD)

READ OUT	within a week	within a month	within 6 months	within a year	within more than a year	Never	DK
arrived late	84 1	2	3	4	5	6	7
did not work hard	85 1	2	3	4	5	6	7

Q.33. Thinking about how pay rises are given where you work, do you think or not that rises are given to.... ?

READ OUT	Yes	No	DK
All workers regardless of performance	86 1	2	3
Those workers who work hard and perform well	87 1	2	3
Those workers with some favoured relationship with the boss	88 1	2	3

Q.34. In general, how would you describe relations at your workplace between management and employees ? Would you say they are very good, quite good, neither good nor bad, quite bad or very bad ?

Very good.....	89	1
Quite good.....		2
Neither good nor bad.....		3
Quite bad.....		4
Very bad.....		5
DK.....		6

Q.35. How much do you agree or disagree with the following statements ? Would you say you strongly agree, agree, disagree or strongly disagree? (SHOW CARD)

READ OUT	Strongly agree	Agree	Disagree	Strongly Disagree	DK
I am willing to work harder than I have to in order to help this organisation succeed	90 1	2	3	4	5
I find that my values and the organisation's values are very similar	91 1	2	3	4	5
I am proud to be working for this organisation	92 1	2	3	4	5
I would turn down another job with more pay in order to stay with this organisation	93 1	2	3	4	5

ASK AGAIN ALL IN EMPLOYMENT, THAT IS EMPLOYED AND SELF-EMPLOYED : CODES 1 TO 7 AT Q.8

Q.36.a) I am going to read out a list of various aspects of jobs. Please choose between the two ends of this scale. If you are completely dissatisfied with that particular aspect of your present job, you give a score of 1. If you are completely satisfied with that particular aspect of your present job, you give a score of 7. The scores between 1 and 7 allow you to say how close to either side you are. (SHOW CARD WITH SCALE)

READ OUT	Completely dissatisfied						Completely satisfied
Your pay	94 1	2	3	4	5	6	7
The opportunity to use your abilities	95 1	2	3	4	5	6	7
Being able to use your own initiative	96 1	2	3	4	5	6	7
The hours you work	97 1	2	3	4	5	6	7
The amount of work	98 1	2	3	4	5	6	7
The variety in the work	99 1	2	3	4	5	6	7
Your job security	100 1	2	3	4	5	6	7
The relations with your supervisor or manager	101 1	2	3	4	5	6	7
Your promotion prospects	102 1	2	3	4	5	6	7
The training provided	103 1	2	3	4	5	6	7

Q.36.b) All in all, how satisfied would you say you are with your job ? (SHOW SAME CARD)

READ OUT	Completely dissatisfied						Completely satisfied
Your job	104 1	2	3	4	5	6	7

Q.37. How often do you... ? (SHOW CARD WITH SCALE)

READ OUT	Always	Often	Sometimes	Hardly ever	Never	DK	Not Applicable
find your work stressful	105 1	2	3	4	5	6	7
come home from work exhausted	106 1	2	3	4	5	6	7
find your job prevents you from giving the time you want to your partner or family	107 1	2	3	4	5	6	7
feel too tired after work to enjoy the things you would like to do at home	108 1	2	3	4	5	6	7
find that your partner/family gets fed up with the pressure of your job	109 1	2	3	4	5	6	7

Q.38. (IF EMPLOYED)

How likely or unlikely is it that you will lose your job or decide to leave your employer for some reason over the next 12 months ? Would you say it is very likely, quite likely, not very likely or not at all likely ?

(IF SELF-EMPLOYED)

How likely or unlikely is it that you will be forced to close or decide to close your business/to quit your job for some reason over the next 12 months ? Would you say it is very likely, quite likely, not very likely or not at all likely ?

Very likely..... 110 1
 Quite likely..... 2
 Not very likely..... 3
 Not at all likely..... 4
 DK..... 5

Q.39. Why do you think you may leave your current employer/close your business/quit your job ? (SHOW CARD - READ OUT - SEVERAL ANSWERS POSSIBLE)

- The organisation/ workplace will close down..... 111 1,
- I will be declared redundant..... 2,
- I will reach normal retirement age..... 3,
- My contract of employment will expire..... 4,
- Running my own business is no longer financially worthwhile..... 5,
- I will take early retirement..... 6,
- I will decide to leave and work for another employer..... 7,
- I will decide to leave and work for myself as self-employed..... 8,
- I will leave to look after home/ relative/ children..... 9,
- Other (SPONTANEOUS)..... 10

ASK AGAIN ALL IN EMPLOYMENT, THAT IS EMPLOYED AND SELF-EMPLOYED : CODES 1 TO 7 AT Q.8

Q.40.a) If you were to get enough money to live as comfortably as you would like for the rest of your life, would you continue to work, not necessarily in your present job, or would you stop working ?

- Continue to work..... 112 1
- Stop working..... 2
- DK..... 3

Q.40.b) If you were free to choose, how many hours a week would you ideally like to work overall ? (IF REFUSAL : CODE 998 - IF DK : CODE 999)

Number of hours:

```

+---+---+ 113
|   |   |   |
|   |   |   |
+---+---+
  
```

ASK AGAIN ALL IN EMPLOYMENT, THAT IS EMPLOYED AND SELF-EMPLOYED : CODES 1 TO 7 AT Q.8

Q.41.a) In the last five years, have you ever been unemployed, or not ? (IF YES) How many times have you been unemployed in the last five years ? (IF NEVER, CODE 00) (IF REFUSAL : CODE 98 - IF DK : CODE 99)

```

+---+---+ 114
|   |   |   |
|   |   |   |
+---+---+
  
```

Q.41.b) For how long in total have you been unemployed in the last five years ? (SHOW CARD - READ OUT)

One week or less.....	115	1
Over a week - up to 3 months.....		2
Over 3 months - up to 6 months.....		3
Over 6 months - less than 1 year.....		4
1 year - less than 2 years.....		5
2 years - less than 3 years.....		6
Over 3 years.....		7
DK/Refusal.....		8

-----+-----
 | UNEMPLOYMENT SECTION : ASK Q.42 TO Q.76 TO UNEMPLOYED AND FULL-TIME HOUSEWIVES/HOUSEHUSBANDS (CODE 8 OR 9 AT Q.8) |
 | THOSE IN EMPLOYMENT, THAT IS EMPLOYED AND SELF-EMPLOYED SKIP TO Q.77 |
 -----+-----

Q.42. How long have you been without a paid job ? (INT. IF FOR ONE MONTH OR LESS, CODE 001; IF NEVER HAD A JOB, CODE 000) (IF REFUSAL : CODE 998 - IF DK : CODE 999)

Number of months :

+---+---+ 116
 | | | |
 +---+---+

Q.43. What were you doing before you became unemployed/became a housewife/househusband ? (SHOW CARD - READ OUT - ONE ANSWER ONLY)

Self-employed.....	117	1
Employee, full-time.....		2
Employee, part-time.....		3
Unpaid worker in family business.....		4
Other unpaid worker.....		5
On maternity/paternity leave.....		6
Working/training as part of a government scheme.....		7
Unemployed.....		8
Full-time housewife/househusband (no paid job).....		9
Unable to work because sick or disabled.....		10
Full-time student (school, college, university,...).....		11

Q.44. What was the full title of your last (main) job?
 Probe to get clear job title ISCO CODING - OFFICE CODING

+---+---+ 118
 | | | |
 +---+---+

Q.45. Which of these categories best described your job? (SHOW CARD - READ OUT - ONE ANSWER ONLY)

Self-employed with employees.....	119	1
Self-employed without employees.....		2
Manager(ess).....		3
Forman or Supervisor.....		4
Other employee.....		5

Q.46. Before you knew you would leave the job, would you have said it was... ? (SHOW CARD - READ OUT - ONE ANSWER ONLY)

A seasonal, temporary or casual job.....	120	1
A job done under contract or for a fixed period of time.....		2
A job normally regarded as a permanent full-time job.....		3
A job normally regarded as a permanent part-time job.....		4
DK.....		5

Q.47. How many people were employed where you usually worked ? (SHOW CARD)

I worked entirely on my own.....	121	1
Less than 10 people.....		2
10-24 people.....		3
25-99 people.....		4
100-499 people.....		5
500 or more.....		6
DK.....		7

Q.48. What did the firm or organisation that you last worked for actually make or do ? (NEW NACE CODE)

+---+---+ 122
 | | | |
 +---+---+

Q.49. Was it rather a private sector or rather a public sector organisation ?

Rather private.....	123	1
Rather public.....		2
DK.....		3

Q.50.a) How long had you been continuously employed by this employer/ continuously self-employed - Number of years? (IF LESS THAN A YEAR, CODE 00 FOR NUMBER OF YEARS AND FILL IN ONLY NUMBER OF MONTHS) (IF REFUSAL : CODE 98 - IF DK : CODE 99)

```

+---+---+ 124
|   |   |
|   |   |
+---+---+

```

Q.50. How long had you been continuously employed by this employer/ continuously self-employed - Number of months?

```

+---+---+ 125
|   |   |
|   |   |
+---+---+

```

Q.51. What were the main reasons why you left that job ? (SHOW CARD - READ OUT - SEVERAL ANSWERS POSSIBLE)

The/Your business failed.....	126	1,
You were made redundant.....		2,
You were dismissed.....		3,
You retired.....		4,
You gave up work for health reasons.....		5,
You gave up work for family reasons.....		6,
You gave up work for other personal reasons.....		7,
Your seasonal, temporary or fixed-term contract came to an end.....		8,
You wanted a better job.....		9,
Other (SPONTANEOUS).....		10

Q.52. When you left the job, did you receive any payments for redundancy or early retirement ?

No.....	127	1
Yes, redundancy.....		2
Yes, early retirement.....		3
DK/Refusal.....		4

Q.53.a) If you were to get enough money to live as comfortably as you would like for the rest of your life, would you want to work somewhere or would you want to remain without a job ?

Work somewhere..... 128 1
 Remain without a job..... 2
 DK..... 3

Q.53.b) If you were free to choose, how many hours a week would you ideally like to work overall ? (IF REFUSAL : CODE 998 - IF DK : CODE 999)

+-----+ 129
 | | | |
 +-----+

Q.54. How much do you agree or disagree with each of the following views ? Would you say you agree strongly, agree, neither agree/nor disagree, disagree or disagree strongly ? (SHOW CARD)

READ OUT	Agree strongly	Agree somewhat	Neither agree / nor disagree	Disagree somewhat	Disagree strongly	DK
I feel left out of things when I don't have a paid job	130 1	2	3	4	5	6
I find being at home very satisfying	131 1	2	3	4	5	6
I get bored being at home	132 1	2	3	4	5	6
Not having a paid job doesn't worry me at all	133 1	2	3	4	5	6
I don't need to go out to work for the money	134 1	2	3	4	5	6
I often get depressed if I don't have a paid job	135 1	2	3	4	5	6
Being out of work leads to arguments about money in the family	136 1	2	3	4	5	6
Some friends look down on you for not having a paid job	137 1	2	3	4	5	6

Q.55.a) Taking all spells into account, how many times have you been unemployed in the last five years ? (IF NEVER, CODE 00 AND SKIP TO Q.56) (IF CURRENTLY UNEMPLOYED INTERVIEWER CHECK THAT FIGURE INCLUDES CURRENT SPELL) (IF REFUSAL : CODE 98 - IF DK : CODE 99)

+-----+ 138
 | | | |
 +-----+

Q.55.b) For how long in total have you been unemployed in the last five years ? (SHOW CARD - READ OUT)

one week or less..... 139 1
 over a week - up to 3 months..... 2
 over 3 months - up to 6 months..... 3
 over 6 months - less than 1 year..... 4
 1 year - less than 2 years..... 5
 2 years - less than 3 years..... 6
 over 3 years..... 7
 DK/Refusal..... 8

Q.56.a) Have you been looking for a job in the last four weeks, or not ?

b) (IF YES IN Q.56a ASK Q.56b - IF NO IN Q.56a GO TO Q.57) If you did find a job, would you be in a position to start it within the next two weeks, or not ? c) (IF NO IN Q.56b ASK Q.56c THEN GO TO Q.58- IF YES IN Q.56b ASK Q.58) .And in the next two months ?

READ OUT	Yes	No
Looking for work in the last 4 weeks	140 1	2
Start within next 2 weeks	141 1	2
Start within next 2 months	142 1	2

Q.57.a) (IF NOT LOOKING FOR A JOB : CODE 2 IN Q.56a)

Do you often, sometimes, rarely or never regret not to have a paid job ?

Often..... 143 1
 Sometimes..... 2
 Rarely..... 3
 Never..... 4
 DK..... 5

Q.57.b) What is the main reason why you do not have a paid job ? (SHOW CARD - READ OUT - ONE ANSWER ONLY)

I don't have sufficient training.....	144	1
I never managed to find a job.....		2
I didn't think of it when I should have.....		3
Family responsibilities prevented me.....		4
My partner prefers me to stay at home.....		5
I have lost my job and I could not find another one.....		6
My health is not good enough.....		7
To have more time for my family and leisure.....		8
I do not need the money.....		9
DK.....		10

-----+-----
| SECTION JOBSEEKERS
| IF LOOKING FOR A JOB : CODE 1 IN Q.56a - ASK Q.58 TO Q.76
| IF NOT LOOKING FOR A JOB : CODE 2 IN Q.56a - GO TO Q.77
-----+-----

Q.58. How long has it been since you first started looking for a job ?
(INT. IF FOR ONE MONTH OR LESS, CODE 001; IF NEVER HAD A JOB, CODE 000)
(IF REFUSAL : CODE 998 - IF DK : CODE 999)

Number of months :

+---+---+---+ 145
+---+---+---+

Q.59. What would you prefer : a full-time job or a part-time job ?

Full-time job.....	146	1
Part-time job.....		2
Whatever comes first (SPONTANEOUS).....		3
DK.....		4

Q.60.a) In the last four weeks, which of the following things, if any, did you do ? (SHOW CARD - SEVERAL ANSWERS POSSIBLE)
b) And which one of these do you think is the most effective way of trying to find a job ? (SHOW CARD - ONE ANSWER POSSIBLE)

READ OUT	DID	MOST EFFECTIVE
Asked family for information about jobs	147 1,	148 1
Asked friends or acquaintances for information about jobs	2,	2
Went to a public employment agency/job centre	3,	3
Went to a private employment agency	4,	4
Looked at advertisements in shops or local newspapers	5,	5
Looked at advertisements in national newspapers/ magazines	6,	6
Listened to radio/watched television for advertisements	7,	7
Approached employer directly	8,	8
Employer approached me	9,	9
Approached by / went to head hunters	10,	10
Tried to get a place in a Government Training Scheme	11,	11
Other (SPONTANEOUS)	12,	12

Q.61. Please think of the most recent complete week in which you were actively looking for a job. Roughly how much time did you spend in that week on looking for a job, including time looking at advertisements as well as travelling to interviews, Job Centres and so on? (SHOW CARD - READ OUT)

1 hour or less.....	149	1
2 hours.....		2
3 hours.....		3
4 hours.....		4
5 hours.....		5
6-9 hours.....		6
10-14 hours.....		7
15-19 hours.....		8
20 hours or more.....		9
DK.....		10

Q.62. How many job applications have you made in the last 4 weeks ? (IF NONE, CODE 000) (IF REFUSAL : CODE 998 - IF DK : CODE 999)

```

+---+---+ 150
|   |   |   |
+---+---+

```

Q.63. In the last 4 weeks, have you had any interviews with employers for job vacancies ? (IF YES) How many interviews have you had in the last 4 weeks ? (IF NONE, CODE 00) (IF REFUSAL : CODE 98 - IF DK : CODE 99)

```

+---+---+ 151
|   |   |   |
+---+---+

```

Q.64. Would you only take a job that offers at least the same rate of pay as your last job, or would you be prepared to accept a lower rate of pay ?

```

At least the same..... 152 1
Would accept lower pay..... 2
Not Applicable (has not had a previous job)..... 3
DK..... 4

```

Q.65. Are you currently in receipt of any type of financial assistance on grounds of unemployment, from either an insurance scheme or from state assistance, or not? (ONE ANSWER ONLY)

```

No..... 153 1
Yes, insurance scheme..... 2
Yes, state assistance..... 3
Yes, both insurance scheme and state assistance..... 4
Refusal (SPONTANEOUS)..... 5

```

Q.66. Compared with the pay you would get if you had the type of job you are looking for, would you say that your income from this financial assistance is...? (SHOW CARD - READ OUT)

```

Much higher..... 154 1
A little higher..... 2
About the same..... 3
A little lower..... 4
Much lower..... 5
DK..... 6

```

Q.67. (IF CODE 2, 3 OR 4 AT Q.65)

a) Would you be prepared or not to take a reasonably secure job that paid you the same money that you are currently getting from this financial assistance ?

b) And a temporary job that paid you the same money that you are currently getting from this financial assistance ?

READ OUT	Yes	No	Maybe (SPONTANEOUS)	DK
Reasonably secure job	155 1	2	3	4
Temporary job	156 1	2	3	4

ASK AGAIN ALL LOOKING FOR JOB : CODE 1 IN Q.56

Q.68. Would you be prepared or not to consider a job which, by comparison with your previous work, involved... ?

READ OUT	Yes	No	Maybe (SPONTANEOUS)	DK	Not appl- icable
a lower level of skill or qualification	157 1	2	3	4	5
a different type of skill	158 1	2	3	4	5
training in a different type of skill	159 1	2	3	4	5
a part-time job	160 1	2	3	4	5
worse physical working conditions - such as heat, dirt etc.	161 1	2	3	4	5
night work	162 1	2	3	4	5
week-end work	163 1	2	3	4	5
moving house to a different area	164 1	2	3	4	5
shift work involving regular changes in hours of work	165 1	2	3	4	5

Q.69.a) Since you have started looking for a job, have you undertaken or are you undertaking education or training of any type ? (IF YES) Is that a government training scheme ?

No.....	166	1
Yes, government training scheme.....		2
Yes, not government training scheme.....		3
DK.....		4

Q.69.b) (IF CODE 2 OR 3 IN Q.69a)
Do you think that this education or training will be very helpful, fairly helpful, not very helpful or not at all helpful in finding a job in the future ?

Very helpful.....	167	1
Fairly helpful.....		2
Not very helpful.....		3
Not at all helpful.....		4
DK.....		5

Q.70.a) Did you ever seriously consider working as a self-employed person ?

Yes.....	168	1
No.....		2

Q.70.b) (IF YES IN Q.70a)
In order to set up in self-employment, would it be essential for you to have financial assistance from the government, or not ?

Yes.....	169	1
No.....		2
DK.....		3

Q.70.c) (IF NO IN Q.70a)
Why have you never seriously considered the possibility of becoming self-employed ? (SHOW CARD - READ OUT - SEVERAL ANSWERS POSSIBLE)

I have not got the money that would be needed to start up.....	170	1,
I do not have the skills that would be needed.....		2,
I do not have the contacts that would be needed.....		3,
I would not want such a risky job.....		4,
I would not want all the worry that goes with self-employment.....		5,
Other (SPONTANEOUS).....		6,
DK.....		7,

Q.71. How easy or difficult do you think it will be for you to find the sort of job you want ? Will it be very easy, fairly easy, fairly difficult or very difficult ?

Very easy.....	171	1
Fairly easy.....		2
Fairly difficult.....		3
Very difficult.....		4
DK.....		5

Q.72. Which, if any of the problems on this card, do you have in trying to find a job? (SHOW CARD - READ OUT - SEVERAL ANSWERS POSSIBLE)

No car.....	172	1,
Live far from available jobs.....		2,
Tied at home with child or other dependants.....		3,
Lack of money to travel looking for a job or to visit a job centre.....		4,
Need training or retraining before looking for a job.....		5,
Difficulties in reading or writing or with language.....		6,
Ill health or disability.....		7,
Time since last had a job.....		8,
No previous experience of employment.....		9,
Other problem (SPONTANEOUS).....		10

Q.73. Some people do not really mind about being out of work. Others feel it is just about the worst thing that ever happened to them. Would you look at this card and give me the number that shows your own feelings about being out of work ? If you do not really mind about being out of work, you give a score of 1. If you feel it is just about the worst thing that ever happened to you, you give a score of 10. The scores between 1 and 10 allow you to say how close to either side you are. (SHOW CARD WITH SCALE - READ OUT)

1. Does not really mind.....	173	1
2.....		2
3.....		3
4.....		4
5.....		5
6.....		6
7.....		7
8.....		8
9.....		9
10. Worst thing.....		10
DK.....		11

Q.74. We would like to know how often, if at all, you feel being without a job has caused the following problems in your own personal experience ? Was it very often, sometimes, rarely or never ? (SHOW CARD)

READ OUT	Very often	Sometimes	Rarely	Never
Lack of contact with people	174 1	2	3	4
Not enough money	175 1	2	3	4
Loss of self-confidence	176 1	2	3	4
Tensions in family relations	177 1	2	3	4
Loss of job skills	178 1	2	3	4
Not knowing how to fill your time	179 1	2	3	4
Increased difficulties in bringing up the children	180 1	2	3	4
Not feeling useful	181 1	2	3	4
Reduced leisure activities	182 1	2	3	4

Q.75. Which of the following things, if any, have you personally had to do since you started looking for a job ? (SHOW CARD - READ OUT - SEVERAL ANSWERS POSSIBLE)

Missed out a meal for yourself.....	183	1,
Cut down on the amount spent on meals for the family.....		2,
Cut back on the heating.....		3,
Gone out less for entertainment or meeting friends.....		4,
Given up plans for a holiday.....		5,
Cut back on buying clothes.....		6,
Drawn from your savings.....		7,
Got into debt.....		8,
Borrowed money from elsewhere.....		9,
Pawned something.....		10
Had hire purchase goods repossessed.....		11
Sold your car.....		12
Had to move house.....		13
None of these.....		14

Q.76. Do you never, sometimes or often receive financial help from your parents or other relatives ?

Never.....	184	1
Sometimes.....		2
Often.....		3
Refusal/DK.....		4

SECTION ALL RESPONDENTS
ASK ALL RESPONDENTS

Q.77. For you personally, how important do you think each of the following is in choosing a job ? Would you say it is very important, important, neither important/nor unimportant, not important or not important at all ? (SHOW CARD)

READ OUT	Very important	Important	Neither important/nor unimportant	Not important	Not important at all	DK
a job that leaves a lot of leisure time	185	1 2	3	4	5	6
a secure job	186	1 2	3	4	5	6
a high income	187	1 2	3	4	5	6
a job that allows you to work independently	188	1 2	3	4	5	6
friendly people to work with	189	1 2	3	4	5	6
a job that gives good promotion opportunities	190	1 2	3	4	5	6
a job that enables you to use your own initiative	191	1 2	3	4	5	6
a job with flexible working hours	192	1 2	3	4	5	6
a job that gives you the opportunity to use your abilities	193	1 2	3	4	5	6
convenient hours of work	194	1 2	3	4	5	6
good training provision	195	1 2	3	4	5	6
a job that allows you to work all or a lot of the time at home	196	1 2	3	4	5	6

Q.78. Which of the following two opinions comes closest to your own ? (READ OUT)

Working at home is a good solution for those who want to continue to work while at the same time looking after their children at home..... 197 1

There is no way to work well at home while at the same time looking after the children.. 2

DK..... 3

Q.79. Did you receive any education or training in the last five years paid for by your employer or former employer ? (IF YES) How long in total ? (SHOW CARD - READ OUT)

No..... 198 1

Yes, a few hours - less than one day..... 2

Yes, 1-2 days..... 3

Yes, 3-5 days..... 4

Yes, 6 days - 2 weeks..... 5

Yes, 3-4 weeks..... 6

Yes, 1-2 months..... 7

Yes, 3-6 months..... 8

Yes, 7 months up to 1 year..... 9

Yes, more than one year..... 10

DK..... 11

Q.80. (ASK WOMEN LIVING WITH A PARTNER : CODE 2,3,4 OR 5 IN Q.5)

a) For each of the following, please tell me if it applies to you, or not ?

READ OUT	Applies	Does not apply	DK
I would like to have a job	199 1	2	3
My partner would like me to have a job	200 1	2	3
I would like to be politically active	201 1	2	3
My partner would like me to be politically active	202 1	2	3

Q.80.b) (IF CODE 1 FOR ITEM 1 OR ITEM 2 IN Q.80a)

Would your partner be happy or unhappy if you earned more than him ?

Happy..... 203 1

Unhappy..... 2

DK..... 3

Q.80.c) (IF CODE 1 FOR ITEM 3 OR ITEM 4 IN Q.80a)

Would your partner be happy or unhappy if you held an important political position ?

Happy..... 204 1

Unhappy..... 2

DK..... 3

Q.81. (ASK MEN LIVING WITH A PARTNER : CODE 2,3,4 OR 5 IN Q.5)

a) For each of the following, please tell me if it applies to you, or not ?

READ OUT	Applies	Does not apply	DK
I would like my partner to have a job	205 1	2	3
My partner would like to have a job	206 1	2	3
I would like my partner to be politically active	207 1	2	3
My partner would like to be politically active	208 1	2	3

Q.81.b) (IF CODE 1 FOR ITEM 1 OR ITEM 2 IN Q.81a)

Would you be happy or unhappy if your partner earned more than you ?

Happy..... 209 1

Unhappy..... 2

DK..... 3

Q.81.c) (IF CODE 1 FOR ITEM 3 OR ITEM 4 IN Q.81a)

Would you be happy or unhappy if your partner held an important political position ?

Happy..... 210 1

Unhappy..... 2

DK..... 3

ASK ALL LIVING WITH A PARTNER : CODE 2, 3, 4 OR 5 IN Q.5

Q.82. Thinking about the jobs that need to be done to keep a home running, such as shopping, cooking and cleaning, how much is shared between you and your husband/wife/partner ? (SHOW CARD - READ OUT)

Female partner does almost all these jobs.....	211	1
Female partner does most of these jobs.....		2
We share them half and half.....		3
Male partner does most of these jobs.....		4
Male partner does almost all of these jobs.....		5
Most of it is done by someone else (SPONTANEOUS).....		6
Refusal (SPONTANEOUS).....		7

ASK ALL

Now some questions on how you have been feeling RECENTLY.

Q.83. Would you say that you have not at all, no more than usual, rather more than usual, much more than usual... ? (SHOW CARD)

READ OUT	Not at all	No more than usual	Rather more than usual	Much more than usual	DK
...lost much sleep over worry	212 1	2	3	4	5
...been feeling unhappy and depressed	213 1	2	3	4	5
...been losing confidence in yourself	214 1	2	3	4	5
...been feeling you could not overcome your difficulties	215 1	2	3	4	5
...been feeling constantly under strain	216 1	2	3	4	5
...been thinking of yourself as a worthless person	217 1	2	3	4	5

Q.84. Thinking about your current financial situation in general, would you say it is very difficult, quite difficult, neither easy/nor difficult, quite easy or very easy to make ends meet?

Very difficult.....	218	1
Quite difficult.....		2
Neither easy / nor difficult.....		3
Quite easy.....		4
Very easy.....		5
DK.....		6

Q.85.a) How often do you spend time with relatives other than any you live with : several times a week, about weekly, about fortnightly, about monthly, a few times a year, once a year, less often than once a year or never?

b) And with friends ?

READ OUT	a) Relatives		b) Friends	
Several times a week	219	1	220	1
About weekly		2		2
About fortnightly		3		3
About monthly		4		4
A few times a year		5		5
Once a year		6		6
Less often than once a year		7		7
Never		8		8

Q.86. If you had any of the following problems, is there anyone you could rely on to help you, from outside your own household ?

READ OUT	yes	no	DK
If you were feeling depressed	221 1	2	3
If you needed help finding a job for yourself or a member of your family	222 1	2	3
If you needed to borrow money to pay an urgent bill, like electricity, gas, rent or mortgage	223 1	2	3

Q.87.a) Of the people outside your household that you spend your leisure time with, about how many are unemployed : all of them, most of them, about half of them, some of them or none ?
 b) And about how many have a paid job?

READ OUT	a) Unemployed	b) Paid job
All of them	224 1	225 1
Most of them	2	2
About half of them	3	3
Some of them	4	4
None	5	5
DK	6	6

Q.88. Do you have any members of your family who are unemployed ?
 (IF YES) Who is it ? (SHOW CARD - READ OUT - SEVERAL ANSWERS POSSIBLE)

No, no one.....	226 1,
Yes, my partner (husband/ wife/ cohabitee).....	2,
Yes, a child living in my home.....	3,
Yes, a child living somewhere else.....	4,
Yes, my mother/ ~.....	5,
Yes, another relative.....	6,
Refusal (SPONTANEOUS).....	7,

Q.89. In your opinion, which of the following is the major cause of unemployment in the European Union? (SHOW CARD - READ OUT - ONE ANSWER ONLY)

The poor economic situation, the 'recession'.....	227 1
Excessively high wages.....	2
The inadequate policies of our governments.....	3
The lack of solidarity between the countries of the European Union.....	4
The European Single Market.....	5
The European Union.....	6
DK.....	7

Q.90. What do you think should be the first priority for combating unemployment? Should we ... ? (SHOW CARD - READ OUT - ONE ANSWER ONLY)

Stimulate the economy.....	228 1
Reduce unemployment benefits.....	2
Reduce employers' social security contributions.....	3
Improve educational and vocational training.....	4
Reduce free movement of workers between the countries of the European Union.....	5
Increase free movement of workers between the countries of the European Union.....	6
Reduce weekly working hours.....	7
Reduce taxes.....	8
Increase taxes.....	9
Reduce cooperation between the governments of the European Union.....	10
Increase the cooperation between the governments of the European Union.....	11
DK.....	12

Q.91. For each of the following statements, please tell me whether you tend to agree or tend to disagree ?

READ OUT	Tend to agree	Tend to disagree	DK
It is as important for a woman as for a man to have a job	229 1	2	3
A part-time job can usually lead to a full-time job, if the person wants one	230 1	2	3
Social protection for people with a part-time job should be improved	231 1	2	3
A temporary job can usually lead to a permanent job, if the person wants one	232 1	2	3
When jobs are scarce, men should have more right to a job than women	233 1	2	3
Women run a higher risk of becoming unemployed than men	234 1	2	3
When jobs are scarce, people should be forced to retire earlier	235 1	2	3
When jobs are scarce, employers should give priority to (NATIONALITY) people over immigrants	236 1	2	3
When women are unemployed, they run a higher risk than men of marginalisation and exploitation	237 1	2	3

Q.92. Would you say that, for people with the same qualifications, part-timers are better off than full-timers, worse off or that there is little difference with regard to ... ? (SHOW CARD)

READ OUT	Part-timers better off	Part-timers worse off	Little difference	DK
Promotion opportunities	238 1	2	3	4
Job security	239 1	2	3	4
Training opportunities	240 1	2	3	4
Pensions	241 1	2	3	4
The convenience of work hours	242 1	2	3	4
The pressure of work	243 1	2	3	4
The opportunity to enjoy family life	244 1	2	3	4
The rate of pay	245 1	2	3	4
The ability to participate in decisions at work	246 1	2	3	4

Q.93. (ASK WOMEN ONLY)

Imagine that you are applying for a job corresponding to your education and training and that you are in competition with someone your age, with the same qualifications, the same work experience but that it is a man. Do you think that he has got more chances than you because it is a man, that you have got more chances than him because you are a woman or that being a man or a woman has no influence at all ? (READ OUT)

He has got more chances than you.....	247	1
You have got more chances than him.....		2
Being a man or a woman has no influence at all.....		3
DK.....		4

Q.94. (ASK MEN ONLY)

Imagine that you are applying for a job corresponding to your education and training and that you are in competition with someone your age, with the same qualifications, the same work experience but that it is a woman. Do you think that she has got more chances than you because it is a woman, that you have got more chances than her because you are a man or that being a man or a woman has no influence at all ? (READ OUT)

She has got more chances than you.....	248	1
You have got more chances than her.....		2
Being a man or a woman has no influence at all.....		3
DK.....		4

ASK ALL

Q.95. Would you say that women's current situation in the workplace is rather better, rather worse or the same as men's with regard to... ? (SHOW CARD)

READ OUT	Rather better	Rather worse	The same	DK
the number and variety of available jobs	249 1	2	3	4
the opportunity to find a job corresponding to their education and training	250 1	2	3	4
salary/wage	251 1	2	3	4
Promotion opportunities	252 1	2	3	4
Opportunities to reach senior decision-making positions	253 1	2	3	4
job security	254 1	2	3	4
getting respect from other people	255 1	2	3	4

Q.96. Here is a list of occupations and responsibilities that men or women can have. For each of them, please indicate whether you think that they should be more for men, more for women, or for either a man or a woman. (SHOW CARD)

READ OUT	More for men	More for women	For either a man or a woman	DK
engineer	256 1	2	3	4
secretary	257 1	2	3	4
pilot	258 1	2	3	4
company chief executive	259 1	2	3	4
banker	260 1	2	3	4
plumber	261 1	2	3	4
someone who always/regularly works at night	262 1	2	3	4
truck driver	263 1	2	3	4
nurse	264 1	2	3	4
foreign correspondent	265 1	2	3	4
(Head of Government : "Chancellor" in Germany, "Prime Minister" in U.K., "Premier Ministre" in France,...)	266 1	2	3	4
minister	267 1	2	3	4
deputy/Member of Parliament	268 1	2	3	4
mayor	269 1	2	3	4
solicitor	270 1	2	3	4
army general	271 1	2	3	4

Q.97. In order to remove any inequalities that may exist between men and women, who, do you think, should change first, men or women ?

Men.....	272	1
Women.....		2
Both (SPONTANEOUS).....		3
DK.....		4

Q.98. Could you please tell me if you agree totally, agree, disagree or disagree totally with the following opinions. Equality between women and men ...? (SHOW CARD)

READ OUT	Agree totally	Agree	Disagree	Disagree totally	DK
strengthens democracy	273 1	2	3	4	5
makes the personal development of women and men easier	274 1	2	3	4	5
brings more harm than good in daily life	275 1	2	3	4	5
improves the quality of human relationships	276 1	2	3	4	5

Q.99. In your opinion, what is the most efficient means of reducing or eliminating inequalities which may exist between men and women ? (READ OUT)

Women acting together to defend their rights.....	277	1
Each woman fighting on her own to defend her rights.....		2
Both (SPONTANEOUS).....		3
DK.....		4

Q.100. In your opinion, do the institutions of the European Union deal with equality between men and women at work ? (IF YES) Do they seem to deal with this issue efficiently, or not ?

No.....	278	1
Yes, efficiently.....		2
Yes, not efficiently.....		3
DK.....		4

Q.101.a) Here is a list of areas where some people think that the situation of women can be less favourable than that of men. In your opinion, from this list, what is the first area where action has to be taken against inequalities that may exist ? (SHOW FIRST CARD - ONE ANSWER ONLY)

b) And what are the next two areas ? (SHOW FIRST CARD - SEVERAL ANSWERS POSSIBLE)

c) And, in your opinion, what is the priority area for European Union action ? (SHOW SECOND CARD - ONE ANSWER ONLY)

d) And what are the next two areas ? (SHOW SECOND CARD- SEVERAL ANSWERS POSSIBLE)

READ OUT	a) First area	b) Two next areas	c) First EU area	d) Two next EU areas
Sharing household tasks	279 1	280 1,	281 1	282 1,
Sharing children's education	2	2,	2	2,
Sharing entertainment and free time	3	3,	3	3,
Respecting the individual	4	4,	4	4,
Access to positions of responsibility	5	5,	5	5,
A sufficient number of women in positions of responsibility in journalism and media	6	6,	6	6,
A sufficient number of women in positions of responsibility in law	7	7,	7	7,
A sufficient number of women in positions of responsibility in business	8	8,	8	8,
Taking part in political life	9	9,	9	9,
Access to higher education	10	10,	10	10,
Other (SPONTANEOUS)	11	11,	11	11,
None (SPONTANEOUS)	12	12,	12	12,
DK	13	13,	13	13,

Q.102. In your opinion, what are the two main reasons why women hold less often positions of responsibility ? Is it because...? (SHOW CARD - READ OUT - TWO ANSWERS POSSIBLE)

They are not interested.....	283 1,
Women are less ready than men to fight to make a career.....	2,
Women have less time because of their family burdens.....	3,
The work environment is dominated by men who do not have enough trust in women.....	4,
Women do not always have the required qualities to hold positions of responsibility.....	5,
Other (SPONTANEOUS).....	6,
DK.....	7,

Q.103. Would you say you are very satisfied, fairly satisfied, not very satisfied or not at all satisfied with each of the following things ? (SHOW CARD)

READ OUT	Very satisfied	Fairly satisfied	Not very satisfied	Not at all satisfied	DK
with the life you lead	284 1	2	3	4	5
your leisure life at home	285 1	2	3	4	5
your social life outside the home	286 1	2	3	4	5
your family life	287 1	2	3	4	5
with the way democracy works in (OUR COUNTRY)	288 1	2	3	4	5
with the kind of society we live in	289 1	2	3	4	5

Q.104. For each of the following risks, please tell me whether you feel threatened or not ?

READ OUT	Yes	No	DK/NA
Lose your job	290 1	2	3
get aids	291 1	2	3
be separated from your children	292 1	2	3
be attacked in the streets	293 1	2	3
have a car accident	294 1	2	3
spend a great deal of your life alone	295 1	2	3

Q.105. Do you tend to agree or tend to disagree with each of the following statements? (SHOW CARD)

READ OUT	Tend to agree	Tend to disagree	DK
I would be ready to pay more tax if I were sure it would be devoted to creating new jobs	296 1	2	3
Public ownership of industry should be expanded	297 1	2	3
The welfare state costs too much to be maintained in its present form	298 1	2	3
Workers need strong trade unions to protect their interests	299 1	2	3
The government should offer a guarantee of training, or a job, to all young people leaving school	300 1	2	3
Government should play a greater role in the management of the economy	301 1	2	3
The welfare state makes for a fairer society	302 1	2	3
The welfare state reduces the will to work	303 1	2	3
The European Union should be playing a bigger role in helping the unemployed	304 1	2	3
It is very important to try and reduce the difference between the very rich and the very poor people	305 1	2	3

Q.106. Which of these two statements, do you think, is closest to reality nowadays ? (READ OUT)

Women are often forced to choose between having children and working.....	306	1
Women can combine working and having children.....	2	
DK.....	3	

Q.107. Which of these two statements do you agree with most ? (READ OUT)

Mothers of young children should be enabled to continue to work by being offered more childcare facilities and services.....	307	1
Mothers of young children should be given financial help to enable them to stop working temporarily? DK.....	2	

Q.108. Nowadays, more and more women work. Do you tend to say that it is rather a good thing or rather a bad thing for... ?

READ OUT	Rather good thing	Rather bad thing	DK
the couple's well-being	308 1	2	3
the children's well-being	309 1	2	3
the woman's well-being	310 1	2	3
the man's well-being	311 1	2	3

Q.109. For each of the following, please tell me whether you agree strongly, agree, disagree or disagree strongly ? (SHOW CARD)

READ OUT	Agree strongly	Agree	Disagree	Disagree strongly	DK
Women who do not work feel cut off from the rest of the world	312 1	2	3	4	5
In a family, if the father earns less than the mother, he should be the one to stop working to look after the children	313 1	2	3	4	5
In many cases, childcare costs are about equal to the mother's salary/wages	314 1	2	3	4	5
A mother must give priority to her young child rather than to her work	315 1	2	3	4	5
It is a must for a woman to have her own income	316 1	2	3	4	5

Q.110. Do you know if there are laws in (OUR COUNTRY) which allow women to demand the same treatment as men at work ? (IF YES) Are they applied in practice, or not ?

No, there are not any laws.....	317	1
Yes, the laws exist and are applied in practice.....		2
Yes, the laws exist and are not applied in practice.....		3
DK.....		4

Now, I would like to ask you some questions about health.

DEMOGRAPHICS

D.1.1. - In political matters people talk of "the left" and "the right". How would you place your views on this scale ?
(SHOW CARD - DO NOT PROMPT. IF CONTACT HESITATES, ASK IN TO TRY AGAIN)

1 = LEFT.....	318	1
2.....		2
3.....		3
4.....		4
5.....		5
6.....		6
7.....		7
8.....		8
9.....		9
10 = RIGHT.....		10
Refusal.....		11
DK.....		12

D.1.2. - LEFT-RIGHT SCALE (REC. 3 cat.)

(1 - 4) Left.....	319	1
(5 - 6) Centre.....		2
(7 -10) Right.....		3
NA/DK/Refusal.....		4

D.1.3. - LEFT-RIGHT SCALE (REC. 5 cat.)

(1 - 2) Left.....	320	1
(3 - 4).....		2
(5 - 6) Centre.....		3
(7 - 8).....		4
(9 -10) Right.....		5
NA/DK/Refusal.....		6

D.1.4. (HARMONISED) - Left-right scale

Left.....	321	1
Centre.....		2
Right.....		3
NA/DK/Refusal.....		4

D.6. a) Are you yourself a member of a trade union ?
b) And is anyone else in your household a member of a trade union ?

	Yes	No	DK
Respondent	322 1	2	3
Anyone else in household	323 1	2	3

D.8. - How old were you when you stopped full-time education ? (IF STILL STUDYING : CODE 00 - GO TO D.10)

+---+---+ 324
+---+---+

D.8. - How old were you when you finished your full-time education ?

Up to 15 years.....	325	1
16 - 19 years.....		2
20 + years.....		3
Still studying.....		4

SEX

Male.....	326	1
Female.....		2

How old are you ?

+---+---+ 327
+---+---+

D.11.1. How old are you ? (av.)

15 - 24 years.....	328	1
25 - 39 years.....		2
40 - 54 years.....		3
55 + years.....		4

D.11.2. How old are you ? (av.)		
15 - 24 years.....	329	1
25 - 34 years.....		2
35 - 44 years.....		3
45 - 54 years.....		4
55 - 64 years.....		5
65 + years.....		6

D.11.3. How old are you ? (av.)		
15 - 25 years.....	330	1
26 - 44 years.....		2
45 - 64 years.....		3
65 + years.....		4

AGE + SEX		
15 - 24 male.....	331	1
25 - 39 male.....		2
40 - 54 male.....		3
55 + male.....		4
15 - 24 female.....		5
25 - 39 female.....		6
40 - 54 female.....		7
55 + female.....		8

D.12. How many people live in your household, including yourself, all adults and children ?

D.13. How many children under 15 are currently living at home ?

	PERSONS		CHILDREN	
1	332	1	333	1
2		2		2
3		3		3
4		4		4
5		5		5
6		6		6
7		7		7
8		8		8
9 or more		9		9
None				10

D.15.a) - What is your current occupation ?

Farmer.....	334	1
Fisherman.....		2
Professional (lawyer, medical practitioner, accountant, architect, ...)		3
Owner of a shop, craftsmen, other self employed person.....		4
Business proprietors, owner (full or partner) of a company.....		5
Employed professional.....		6
General management, director or top management (managing directors, director general, ..		7
Middle management, other management (department head, junior manager, teacher, ..		8
Employed position, working mainly at a desk.....		9
Employed position, not at a desk but travelling (salesmen, driver, ...)		10
Employed position, not at a desk, but in a service job (hospital, police, restaurant, ...)		11
Supervisor.....		12
Skilled manual worker.....		13
Other (unskilled) manual worker, servant.....		14
Responsible for ordinary shopping and looking after the home or without any current~....		15
Student.....		16
Unemployed or temporarily not working.....		17
Retired or unable to work through illness.....		18

D.15.a) (RECODED) - What is your current occupation ?

Self-employed.....	335	1
Employed.....		2
Not working.....		3

D.15.b) - Did you do any paid work in the past ? What was your last occupation ?		
Farmer.....	336	1
Fisherman.....		2
Professional (lawyer, medical practitioner, accountant, architect, ...)		3
Owner of a shop, craftsmen, other self employed person.....		4
Business proprietors, owner (full or partner) of a company.....		5
Employed professional.....		6
General management, director or top management (managing directors, director general,~..		7
Middle management, other management (department head, junior manager, teacher,~.....		8
Employed position, working mainly at a desk.....		9
Employed position, not at a desk but travelling (salesmen, driver, ...)		10
Employed position, not at a desk, but in a service job (hospital,police, restaurant,....)		11
Supervisor.....		12
Skilled manual worker.....		13
Other (unskilled) manual worker, servant.....		14
Never did any paid work.....		15

D.15.b) (RECODED) - Did you do any paid work in the past ? What was your last occupation ?		
Self-employed.....	337	1
Employed.....		2
Not working.....		3

ASK D.21 IF RESPONDENT IS NOT CONTRIBUTING MOST TO THE HOUSEHOLD INCOME : CODE 2 IN D.7a, OTHERS GO TO D.25

D.21.a) - What is the current occupation of the person who contributes most to the household income ?		
Farmer.....	338	1
Fisherman.....		2
Professional (lawyer, medical practitioner, accountant, architect, ...)		3
Owner of a shop, craftsmen, other self employed person.....		4
Business proprietors, owner (full or partner) of a company.....		5
Employed professional.....		6
General management, director or top management (managing directors, director general,~..		7
Middle management, other management (department head, junior manager, teacher,~.....		8
Employed position, working mainly at a desk.....		9
Employed position, not at a desk but travelling (salesmen, driver, ...)		10
Employed position, not at a desk, but in a service job (hospital, police,~.....		11
Supervisor.....		12
Skilled manual worker.....		13
Other unskilled manual worker, servant.....		14
Responsible for ordinary shopping and looking after the home or without any current~....		15
Student.....		16
Unemployed or temporarily not working.....		17
Retired or unable to work through illness).....		18

D.21.a) (RECODED) - What is the current occupation of the person who contributes most to the household income ?		
Self-employed.....	339	1
Employed.....		2
Not working.....		3

D.21.b) - Did he/she do any paid work in the past ? What was his/her last occupation ?		
Farmer.....	340	1
Fisherman.....		2
Professional (lawyer, medical practitioner, accountant, architect, ...)		3
Owner of a shop, craftsmen, other self employed person.....		4
Business proprietors, owner (full or partner) of a company.....		5
Employed professional.....		6
General management, director or top management (managing directors, director general,~..		7
Middle management, other management (department head, junior manager, teacher,~.....		8
Employed position, working mainly at a desk.....		9
Employed position, not at a desk but travelling (salesmen, driver, ...)		10
Employed position, not at a desk, but in a service job (hospital, police,~.....		11
Supervisor.....		12
Skilled manual worker.....		13
Other unskilled manual worker, servant.....		14
Never did any paid work.....		15

D.21.b) (RECODED) - Did he/she do any paid work in the past ? What was his/her last occupation ?		
Self-employed.....	341	1
Employed.....		2
Not working.....		3

Would you say you live in a ... ? (READ OUT)		
Rural area or village.....	342	1
Small or middle sized town.....		2
Large town.....		3
DK.....		4

D.29. - HARMONISED - We also need some information about the income of this household to be able to analyse the survey results for different types of households. Here is a list of income groups. (SHOW INCOME CARD) Please count the total wages and salaries PER MONTH of all members of this household; all pensions and social insurance benefits; child allowances and any other income like rents, etc ... Of course, your answer as all other replies in this interview will be treated confidentially and referring back to you or your household will be impossible. Please give me the letter of the income group your household falls into before tax and other deductions

+ +.....	343	1
+.....		2
-.....		3
- -.....		4
DK/refusal.....		5

INTERVIEW PROTOCOLE

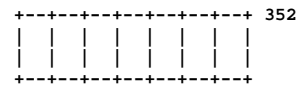
P.1. - DATE OF THE INTERVIEW	
Tuesday 27 February.....	344 1
Wednesday 28 February.....	2
Thursday 29 February.....	3
Friday 1 March.....	4
Saturday 2 March.....	5
Sunday 3 March.....	6
Monday 4 March.....	7
Tuesday 5 March.....	8
Wednesday 6 March.....	9
Thursday 7 March.....	10
Friday 8 March.....	11
Saturday 9 March.....	12
Sunday 10 March.....	13
Monday 11 March.....	14
Tuesday 12 March.....	15
Wednesday 13 March.....	16
Thursday 14 March.....	17
Friday 15 March.....	18
Saturday 16 March.....	19
Sunday 17 March.....	20
Monday 18 March.....	21
Tuesday 19 March.....	22
Wednesday 20 March.....	23
Thursday 21 March.....	24
Friday 22 March.....	25
Saturday 23 March.....	26
Sunday 24 March.....	27
Monday 25 March.....	28
Tuesday 26 March.....	29
Wednesday 27 March.....	30
Thursday 28 March.....	31
Friday 29 March.....	32
Saturday 30 March.....	33
Sunday 31 March.....	34
Monday 1 April.....	35
Tuesday 2 April.....	36
Wednesday 3 April.....	37
Thursday 4 April.....	38
Friday 5 April.....	39
Saturday 6 April.....	40
Sunday 7 April.....	41
Monday 8 April.....	42
P.2. - Time of the beginning of the interview	
< 8 h.....	345 1
8 - 12 h.....	2
13 - 16 h.....	3
17 - 19 h.....	4
20 - 22 h.....	5
23 h +.....	6
P.3. - Number of minutes the interview lasted	
< 14 min.....	346 1
< 29 min.....	2
30 - 44 min.....	3
45 - 59 min.....	4
60 - 74 min.....	5
75 - 89 min.....	6
> 90 min.....	7
P.4. - Number of persons present during the interview, including interviewer.	
Two (interviewer and respondent).....	347 1
Three.....	2
Four.....	3
Five or more.....	4
P.5. - Respondent cooperation	
Excellent.....	348 1
Fair.....	2
Average.....	3
Bad.....	4
P.12. - Telephone available in the household ?	
Yes.....	349 1
No.....	2

P12.a) Could you please tell me the main reason why you do not have a telephone ? (INT. DO NOT READ OUT, WRITE DOWN AND CODE)
 (ONE ANSWER ONLY)

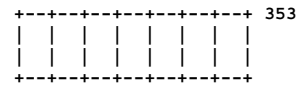
b) Are there other reasons ? (INT. DO NOT READ OUT, WRITE DOWN AND CODE) (SEVERAL ANSWERS POSSIBLE)

	a) Main reason (ONE ANSWER)	b) Other reasons (SEVERAL ANSWERS)
I do not want to spend money on it	350 1	351 1,
I/Somebody in our household has telephone at work	2	2,
I prefer not to be disturbed all the time	3	3,
I do not want that the children abuse it	4	4,
I never felt the need for it	5	5,
I have applied but must wait	6	6,
I cannot get a telephone for technical reasons	7	7,
MAIN REASON NOT amongst precodes	8	8,
There are OTHER REASONS NOT amongst precodes	9	9,

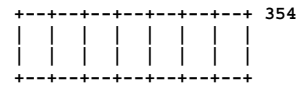
W.1. WEIGHT RESULT FROM TARGET



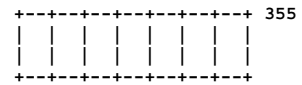
W.2. WEIGHT ADJUSTED TO STANDARD SIZE



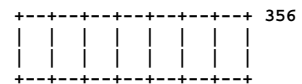
W.3. WEIGHT SPECIAL GERMANY



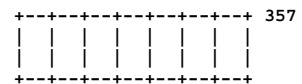
W.4. WEIGHT SPECIAL UNITED KINGDOM



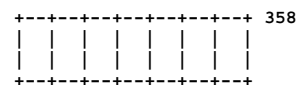
W.5. WEIGHT EURO 6



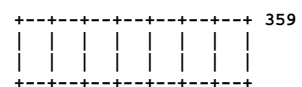
W.6. WEIGHT EURO 9



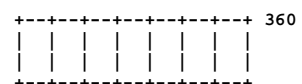
W.7. WEIGHT EURO 10



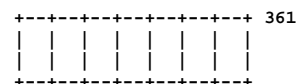
W.8. WEIGHT EURO 12 - EAST GERMANY



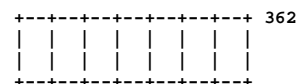
W.9. WEIGHT EUROPE 12



W.10. WEIGHT EURO +3



W.11. WEIGHT EUROPE 15



COUNTRIES

BELGIQUE.....	363	1
DANMARK.....		2
DEUTSCHLAND WEST.....		3
ELLAS.....		4
ITALIA.....		5
ESPAÑA.....		6
FRANCE.....		7
IRELAND.....		8
NORTHERN IRELAND.....		9
LUXEMBOURG.....		10
NEDERLAND.....		11
PORTUGAL.....		12
GREAT BRITAIN.....		13
DEUTSCHLAND OST.....		14
NORGE.....		15
SUOMEN.....		16
SVERIGE.....		17
ÖSTERREICH.....		18
C.1. - OPINION LEADERSHIP INDEX		
+ + high.....	364	1
+.....		2
-.....		3
- - low.....		4
C.4. - SOCIO PROFESSIONAL STATUS		
Farmer & fisher.....	365	1
Professionals.....		2
Owner of a shop, craftsmen, other self employed position.....		3
Business proprietors, owner of a company.....		4
Employed professional.....		5
General management.....		6
Middle management.....		7
Employed position, working mainly at a desk.....		8
Employed position, not at a desk but travelling.....		9
Employed position, not at a desk but in a service job.....		10
Supervisors.....		11
Skilled manual workers.....		12
Other (unskilled) manual worker.....		13
C.5. (RECODED) - EUROPEAN POLITICAL PARTY PREFERENCE		
PSE.....	366	1
PPE.....		2
ELDR.....		3
GUE/NGL.....		4
FE.....		5
RDE.....		6
V.....		7
ARE.....		8
EDN.....		9
NI.....		10
not represented.....		11
C.14. (RECODED) - RESPONDENT OCCUPATION SCALE		
Self-employed.....	367	1
Managers.....		2
Other white collars.....		3
Manual workers.....		4
House person.....		5
Unemployed.....		6

BELGIUM

D.4. - BEL - Vote for next General Election ?		
PRL.....	368	1
VLD (ex PVV).....		2
PCB/KP.....		3
PS.....		4
SP.....		5
PSC.....		6
CVP.....		7
VOLKSUNIE.....		8
FDF/RW.....		9
ECOLO.....		10
AGALEV.....		11
UDRT/RAD.....		12
VLAAMS BLOK.....		13
ROSSEM.....		14
OTHER PARTY.....		15
WOULD VOTE BLANK.....		16
WOULD NOT VOTE.....		17
DK.....		18
NO ANSWER.....		19

D.29. - BEL - MONTH INCOMES		
Less than 20000 BEF.....	369	1
20000 to 29999 BEF.....		2
30000 to 39999 BEF.....		3
40000 to 49999 BEF.....		4
50000 to 59999 BEF.....		5
60000 to 69999 BEF.....		6
70000 to 79999 BEF.....		7
80000 to 89999 BEF.....		8
90000 to 99999 BEF.....		9
100000 to 109999 BEF.....		10
110000 to 119999 BEF.....		11
120000 BEF OR MORE.....		12
Refusal.....		13
DK.....		14

P.6. - BEL - Size of locality		
5 Grands centres.....	370	1
Localités urbaines.....		2
Localités secondaires.....		3
Autres localités.....		4

P.7. - BEL - Basic region - ATTENTION : Low bases can limit analysis		
Hainaut.....	371	1
Limburg.....		2
Namur.....		3
Oost-Vlaanderen.....		4
West-Vlaanderen.....		5
Liege.....		6
Luxembourg.....		7
Vlaams Brabant.....		8
Antwerpen.....		9
Bruxelles.....		10
Brabant wallon.....		11

P.7. - BEL - REGIONS		
Wallonie.....	372	1
Brussels.....		2
Vlaanderen.....		3

P.13. - LANGUAGE - BELGIUM		
Francophone.....	373	1
Nederlandstalig.....		2

DENMARK

D.4. - DEN - Vote for next General Election ?		
Socialdemokratiet.....	374	1
Radikale Venstre.....		2
Konservative Folkeparti.....		3
Centrum Demokraterne.....		4
Socialistisk Folkeparti.....		5
Kristeligt Folkeparti.....		6
Venstre.....		7
Fremskridtspartiet.....		8
Enhedslisten - De Rod-Gronne.....		9
Other Party.....		10
Would vote blank/Would spoil your vote.....		11
Would not vote.....		12
DK.....		13
No answer.....		14

D.29. - DEN - MONTH INCOMES		
Less than 70000 DKK.....	375	1
70000 - 99999 DKK.....		2
100000 - 129999 DKK.....		3
130000 - 169999 DKK.....		4
170000 - 199999 DKK.....		5
200000 - 239999 DKK.....		6
240000 - 269999 DKK.....		7
270000 - 299999 DKK.....		8
300000 - 349999 DKK.....		9
350000 - 399999 DKK.....		10
400000 - 449999 DKK.....		11
450000 DKK or more.....		12
Refusal.....		13
DK.....		14

P.6. - DEN - Size of locality		
< 2000 inhabitants.....	376	1
2000 < 4999 inhabitants.....		2
5000 < 9999 inhabitants.....		3
10000 < 19999 inhabitants.....		4
20000 < 49999 inhabitants.....		5
50000 < 99999 inhabitants.....		6
> 100000 inhabitants.....		7

P.7. - DEN - Region		
Hovedstadsområdet (Copenhagen area).....	377	1
Sjælland, Lolland-Falster Bornholm (excl hovedstadsområdet).....		2
Fyn.....		3
Jylland.....		4

WEST GERMANY

D.4. - WGE - Vote for next General Election ?		
CDU/CSU.....	378	1
SPD.....		2
Bündnis 90 / Grünen.....		3
FDP.....		4
PDS.....		5
Die Republikaner.....		6
Other party.....		7
Would spoil your vote.....		8
Would not vote.....		9
DK.....		10
No answer.....		11

D.29. - WGE - MONTH INCOMES		
Less than 1500 DEM.....	379	1
1501 to 1750 DEM.....		2
1751 to 2000 DEM.....		3
2001 to 2250 DEM.....		4
2251 to 2500 DEM.....		5
2501 to 2750 DEM.....		6
2751 to 3000 DEM.....		7
3001 to 3500 DEM.....		8
3501 to 4000 DEM.....		9
4001 to 4500 DEM.....		10
4501 to 5000 DEM.....		11
5001 DEM or more.....		12
Refusal.....		13
DK.....		14

P.6. - WGE - Size of locality		
< 2000 inhabitants.....	380	1
2000 < 5000 inhabitants.....		2
5000 < 20000 inhabitants.....		3
20000 < 50000 inhabitants.....		4
50000 < 100000 inhabitants.....		5
100000 < 500000 inhabitants.....		6
> 500000 inhabitants.....		7

P.7. - WGE - Basic region - ATTENTION : Low bases can limit analysis		
Schleswig-Holstein.....	381	1
Hamburg.....		2
Braunschweig.....		3
Hannover.....		4
Lüneburg.....		5
Weser-EMS.....		6
Bremen.....		7
Düsseldorf.....		8
Köln.....		9
Münster.....		10
Detmold.....		11
Arnsberg.....		12
Darmstadt.....		13
Giessen.....		14
Kassel.....		15
Koblenz.....		16
Trier.....		17
Rheinessen-Pfalz.....		18
Saarland.....		19
Nord Württemberg=Stuttgart.....		20
Nordbaden=Karlsruhe.....		21
Südbaden=Freiburg.....		22
Süd Württemberg=Tübingen.....		23
Oberbayern.....		24
Niederbayern.....		25
Oberpfalz.....		26
Oberfranken.....		27
Mittelfranken.....		28
Unterfranken.....		29
Schwaben.....		30
West Berlin.....		31

P.7. - WGE - COMBINED REGIONS		
Schlesw.~.....	382	1
Nord Westfalen.....		2
Hessen.....		3
Rheinland Pfalz+Saarland.....		4
Baden Württemberg.....		5
Bayern.....		6
Berlin West.....		7

GREECE

D.4. - GRE - Vote for next General Election ?		
PASOK (panhellenic socialist movement).....	383	1
Nea demokratia (New Democracy).....		2
Politiki Anixi.....		3
KKE.....		4
Synaspismos of left parties.....		5
Other party.....		6
Would spoil your vote.....		7
Would not vote.....		8
DK.....		9
No answer.....		10

D.29. - GRE - MONTH INCOMES		
Less than 40000 GRD.....	384	1
40001 - 70000 GRD.....		2
70001 - 100000 GRD.....		3
100001 - 130000 GRD.....		4
130001 - 160000 GRD.....		5
160001 - 190000 GRD.....		6
190001 - 220000 GRD.....		7
220001 - 250000 GRD.....		8
250001 - 280000 GRD.....		9
280001 - 310000 GRD.....		10
310001 - 340000 GRD.....		11
340001 GRD or more.....		12
Refusal.....		13
DK.....		14

P.6. - GRE - Size of locality		
< 2000 inhabitants.....	385	1
2001 < 10000 inhabitants.....		2
10001 < 50000 inhabitants.....		3
50001 < 1000000 inhabitants.....		4
+ 1000001 inhabitants.....		5

P.7. - GRE - Basic region - ATTENTION : Low bases can limit analysis		
Macedo~	386	1
Thessa~		2
Anatoli~		3
Thraki		4
Anatoli~		5
Pelopon~		6
Ipeiros		7
Kriti		8
Nisia ~		9
P.7. - GRE - COMBINED REGIONS		
Voreia Ellada (Northern Greece)	387	1
Kentriki Ellada (Central Greece)		2
Nisia Aigaiou, Kriti (East and south Islands)		3
ITALIE		
D.4. - ITA - Vote for next General Election ?		
Alleanza Nazionale	388	1
Forza Italia		2
Lega Nord		3
Partito Popolare Italiano (PPI)		4
Popolari (Bianco)		5
Centro Cristiano Democratico (CCD)		6
Patto per l'Italia		7
Partito Democratico della Sinistra (PDS)		8
Rifondazione Comunista		9
Alleanza Democratica		10
Verdi		11
Rete		12
Partito Socialista (PS)		13
Socialdemocrazia per la Liberta		14
Lista Pannella		15
Other party		16
Would vote blank/Would spoil your vote		17
Would not vote		18
DK		19
No answer		20
D.29. - ITA - MONTH INCOMES		
Less than 750000 ITL	389	1
750000 to 1000000 ITL		2
1000001 to 1500000 ITL		3
1500001 to 1750000 ITL		4
1750001 to 2000000 ITL		5
2000001 to 2500000 ITL		6
2500001 to 3000000 ITL		7
3000001 to 3500000 ITL		8
3500001 to 4000000 ITL		9
4000001 to 4500000 ITL		10
4500001 to 5000000 ITL		11
5000000 ITL or more		12
Refusal		13
DK		14
P.6. - ITA - Size of locality		
< 10000 inhabitants	390	1
10001 - 100000 inhabitants		2
100111 - 250000 inhabitants		3
> 250000 inhabitants		4
P.7. - ITA - Basic region - ATTENTION : Low bases can limit analysis		
Valle ~	391	1
Liguria		2
Lombar~		3
Milano		4
Trentino		5
Veneto		6
Friuli,~		7
Emilia~		8
Toscana		9
Marche		10
Umbria		11
Lazio		12
Molisee Abruz~		13
Campania		14
Puglie		15
Basili~		16
Calabria		17
Sicilia		18
Sardegna		19

P.7. - ITA - REGIONS		
North West.....	392	1
Lombardia.....		2
North East.....		3
Emilia Romagna.....		4
Centro.....		5
Lazio.....		6
Molise Abruzzi.....		7
Campania.....		8
South.....		9
Sicilia.....		10
Sardegna.....		11

P.7. - ITA - COMBINED REGIONS		
North West.....	393	1
Lombardia.....		2
North East.....		3
Emilia Romagna.....		4
Centro.....		5
Lazio.....		6
Molise Abruzzi + Campania.....		7
South.....		8
Sicilia + Sardegna.....		9

SPAIN

D.4. - SPA - Vote for next General Election ?		
P.S.O.E.....	394	1
P.P.....		2
C.D.S.....		3
I.U.....		4
C.I.U.....		5
P.N.V.....		6
E.A.....		7
H.B.....		8
C.C.....		9
P.A.R.....		10
E.R.C.....		11
U.V.....		12
Izquierda de los pueblos.....		13
P.A.....		14
Agrupacion de Electores Ruiz Mateos.....		15
B.N.G.....		16
Other party.....		17
Would vote blank/would spoil your vote.....		18
Would not vote.....		19
DK.....		20
No answer.....		21

D.29. - SPA - MONTH INCOMES		
Less than 50000 PTE.....	395	1
50001 to 60000 PTE.....		2
60001 to 70000 PTE.....		3
70001 to 80000 PTE.....		4
80001 to 90000 PTE.....		5
90001 to 100000 PTE.....		6
100001 to 125000 PTE.....		7
125001 to 150000 PTE.....		8
150001 to 175000 PTE.....		9
175001 to 200000 PTE.....		10
200001 to 225000 PTE.....		11
225001 PTE or more.....		12
Refusal.....		13
DK.....		14

P.6. - SPA - Size of locality		
< 2000 inhabitants.....	396	1
2001 < 10000 inhabitants.....		2
10001 < 50000 inhabitants.....		3
50001 < 100000 inhabitants.....		4
100001 < 300000 inhabitants.....		5
300001 < 500000 inhabitants.....		6
500001 < 1000000 inhabitants.....		7
+ 1000000 inhabitants.....		8

P.7. - SPA - Basic region - ATTENTION : Low bases can limit analysis		
Andalucia.....	397	1
Aragon.....		2
Asturias.....		3
Baleares.....		4
Canarias.....		5
Cantabria.....		6
Castilla-Leon.....		7
Castilla-La Mancha.....		8
Cataluna.....		9
Extremadura.....		10
Galicia.....		11
Madrid.....		12
Murcia.....		13
Navarra.....		14
La Rioja.....		15
Pais Valenciano.....		16
Pais Vasco.....		17

P.7. - SPA - REGIONS		
Galicia.....	398	1
Norte.....		2
Noreste.....		3
Aragon-Rioja.....		4
Madrid.....		5
Centro.....		6
Cataluna.....		7
Este.....		8
Sur.....		9
Canaria.....		10

P.7. - SPA - COMBINED REGIONS		
Noroeste.....	399	1
Noreste.....		2
Madrid.....		3
Centro.....		4
Este.....		5
Sur.....		6
Canaria.....		7

FRANCE

D.4. - FRA - Vote for next General Election ?		
Parti communiste.....	400	1
Parti socialiste.....		2
MRG.....		3
Extrême gauche (Lutte Ouvrière).....		4
Les Verts.....		5
Parti Republicain PR.....		6
CDS.....		7
UDF.....		8
Centre National des indépendants.....		9
RPR.....		10
UPF.....		11
Chasse/peche et nature.....		12
Génération Ecologie.....		13
Front National.....		14
Other party.....		15
Would vote blank/would spoil your vote.....		16
Would not vote.....		17
DK.....		18
No answer.....		19

D.29. - FRA - MONTH INCOMES		
Less than 4000 FRF.....	401	1
4000 to 4999 FRF.....		2
5000 to 5999 FRF.....		3
6000 to 6999 FRF.....		4
7000 to 7999 FRF.....		5
8000 to 8999 FRF.....		6
9000 to 9999 FRF.....		7
10000 to 10999 FRF.....		8
11000 to 12499 FRF.....		9
12500 to 14999 FRF.....		10
15000 to 17499 FRF.....		11
17500 FRF or more.....		12
Refusal.....		13
DK.....		14

P.6. - FRA - Size of locality		
< 2000.....	402	1
2000 - < 20000 inhabitants.....		2
20001 - < 100000 inhabitants.....		3
> 100000 inhabitants.....		4
Agglomération parisienne.....		5
P.7. - FRA - Basic region - ATTENTION : Low bases can limit analysis		
Ile-de -France.....	403	1
Champagne-Ardenne.....		2
Picardie.....		3
Haute-Normandie.....		4
Centre.....		5
Basse-Normandie.....		6
Bourgogne.....		7
Nord Pas de Calais.....		8
Lorraine.....		9
Alsace.....		10
Franche-Comté.....		11
Pays de la Loire.....		12
Bretagne.....		13
Poitou-Charentes.....		14
Aquitaine.....		15
Midi-Pyrénées.....		16
Limousin.....		17
Rhône-Alpes.....		18
Auvergne.....		19
Languedoc-Roussillon.....		20
Provence-Alpes-Côte d'Azur.....		21
Corse.....		22
P.7. - FRA - COMBINED REGIONS		
Ile de France.....	404	1
Bassin Parisien.....		2
Nord/Pas-de-Calais.....		3
Est.....		4
Ouest.....		5
Sud Ouest.....		6
Centre Est.....		7
Méditerranée.....		8
IRLANDE		
D.4. - IRL - Vote for next General Election ?		
Fianna Fail.....	405	1
Fine Gael.....		2
Labour.....		3
Workers Party.....		4
Green Party.....		5
Progressive Demogratc Party.....		6
Sinn fein.....		7
Democratic Left.....		8
Independents.....		9
Other Party.....		10
Would vote blank/would spoil your vote.....		11
Would not vote.....		12
Dont Know.....		13
No Answer.....		14
D.29. - IRL - MONTH INCOMES		
Less than 240 IEP.....	406	1
240 - 319 IEP.....		2
320 - 399 IEP.....		3
400 - 479 IEP.....		4
480 - 599 IEP.....		5
600 - 729 IEP.....		6
730 - 829 IEP.....		7
830 - 999 IEP.....		8
1.000 - 1.149 IEP.....		9
1.150 - 1.664 IEP.....		10
1.665 - 2.000 IEP.....		11
2001 IEP and over.....		12
Refusal.....		13
DK.....		14
P.6. - IRL - Size of locality		
< 2000 inhabitants.....	407	1
2001 < 20000 inhabitants.....		2
20001 < 100000 inhabitants.....		3
> 100000 inhabitants.....		4

P.7. - IRL - Basic region - ATTENTION : Low bases can limit analysis		
Donegal.....	408	1
North west.....		2
North east.....		3
West.....		4
Midlands.....		5
East.....		6
Mid west.....		7
South east.....		8
South west.....		9

P.7. - IRL - COMBINED REGIONS		
Dublin.....	409	1
Rest of Leinster.....		2
Munster.....		3
Connaught/Ulster.....		4

NORTHERN IRELAND

D.4. - NIR - Vote for next General Election ?		
Alliance.....	410	1
Ulster Unionist Party.....		2
Democratic Unionist Party.....		3
Other Unionist Party.....		4
Sinn Fein.....		5
SDLP.....		6
The Workers Party.....		7
Conservatives.....		8
Democratic Left.....		9
The Green Party.....		10
Other Party.....		11
Would vote blank/would spoil your vote.....		12
Would not vote.....		13
Dont Know.....		14
No Answer.....		15

D.29. - NIR - MONTH INCOMES		
Less than 240 GBP.....	411	1
240 - 319 GBP.....		2
320 - 399 GBP.....		3
400 - 479 GBP.....		4
480 - 599 GBP.....		5
600 - 729 GBP.....		6
730 - 829 GBP.....		7
830 - 999 GBP.....		8
1.000 - 1.149 GBP.....		9
1.150 - 1.664 GBP.....		10
1.665 - 2.000 GBP.....		11
2001 GBP and over.....		12
Refusal.....		13
DK.....		14

P.6. - NIR - Size of locality		
< 2000 inhabitants.....	412	1
2001 < 20000 inhabitants.....		2
20001 < 100000 inhabitants.....		3
> 100000 inhabitants.....		4

LUXEMBOURG

D.4. - LUX - Vote for next General Election ?		
CSV.....	413	1
LSAP.....		2
DP.....		3
KP.....		4
Déi Greng GLEI-GAP.....		5
ADR.....		6
Other party.....		7
Would vote blank/would spoil your vote.....		8
Would not vote.....		9
DK.....		10
No answer.....		11

D.29. - LUX - MONTH INCOMES		
Less than 50000 LUF.....	414	1
50000 to 69999 LUF.....		2
70000 to 89999 LUF.....		3
90000 to 99999 LUF.....		4
100000 to 109999 LUF.....		5
110000 to 119999 LUF.....		6
120000 to 129999 LUF.....		7
130000 to 139999 LUF.....		8
140000 to 149999 LUF.....		9
150000 to 159999 LUF.....		10
160000 to 169999 LUF.....		11
170000 LUF or more.....		12
Refusal.....		13
DK.....		14

P.6. - LUX - Size of locality		
< 2500 inhabitants.....	415	1
2501 < 5000 inhabitants.....		2
5001 < 10000 inhabitants.....		3
10001 < 20000 inhabitants.....		4
20001 < 50000 inhabitants.....		5
> 50000 (Luxembourg ville).....		6

P.7. - LUX - Basic region - ATTENTION : Low bases can limit analysis		
Centrum.....	416	1
Süden.....		2
Norden.....		3
Osten.....		4

P.13. - LUX - LANGUAGE		
Luxemburgs.....	417	1
Francophone.....		2

NETHERLANDS

D.4. - NET - Vote for next General Election ?		
PVDA.....	418	1
CDA.....		2
VVD.....		3
D'66.....		4
Algemeen Ouderen Verbond.....		5
Groen Links.....		6
CD-Centrum democraten.....		7
RPF.....		8
GPV.....		9
SGP.....		10
SP - Socialistische Partij.....		11
Unie 55+.....		12
Other party.....		13
Would vote blank/would spoil your vote.....		14
Would not vote.....		15
DK.....		16
No answer.....		17

D.29. - NET - MONTH INCOMES		
Less than 1.500 NLG.....	419	1
1.500 to 1.999 NLG.....		2
2.000 to 2.499 NLG.....		3
2.500 to 2.749 NLG.....		4
2.750 to 3.249 NLG.....		5
3.250 to 3.749 NLG.....		6
3.750 to 4.249 NLG.....		7
4.250 to 4.749 NLG.....		8
4.750 to 5.249 NLG.....		9
5.250 to 6.249 NLG.....		10
6.250 to 7.249 NLG.....		11
7250 NLG or more.....		12
Refusal.....		13
DK.....		14

P.6. - NET - Size of locality		
< 5000 inhabitants.....	420	1
5000 < 10000 inhabitants.....		2
10000 < 20000 inhabitants.....		3
20000 < 50000 inhabitants.....		4
50000 < 100000 inhabitants.....		5
100000 < 400000 inhabitants.....		6
> 400000 inhabitants.....		7

P.7. - NET - Basic region - ATTENTION : Low bases can limit analysis		
Groningen.....	421	1
Friesland.....		2
Drente.....		3
Overijssel.....		4
Gelderland.....		5
Flevoland.....		6
Utrecht.....		7
Noord Holland.....		8
Zuid Holland.....		9
Zeeland.....		10
Noord Brabant.....		11
Limburg.....		12

P.7. - NET - COMBINED REGIONS		
Noord.....	422	1
Oost.....		2
West.....		3
Zuid.....		4

PORTUGAL

D.4. - POR - Vote for next General Election ?		
PCP/CDU - Coligaçao Democratica Unitaria.....	423	1
CDS/PP - Centro Democratico Social / Partido Popular.....		2
PPM - Partido popular Monarquico.....		3
PS - Partido Socialista.....		4
PSD - Partido Social Democrata.....		5
PSN - Partido da Solidariedade Nacional.....		6
PSR - Partido Socialista Revolucionario.....		7
PCTP/MRPP - Partido Comunista dos Trabalhadores Portugueses.....		8
Other party.....		9
Would vote blank/would spoil your vote.....		10
Would not vote.....		11
DK.....		12
No answer.....		13

D.29. - POR - MONTH INCOMES		
Less than 60000 \$.....	424	1
60001 \$ to 90000 \$.....		2
90001 \$ to 120000 \$.....		3
120001 \$ to 150000 \$.....		4
150001 \$ to 200000 \$.....		5
200001 \$ to 250000 \$.....		6
250001 \$ to 300000 \$.....		7
300001 \$ to 350000 \$.....		8
350001 \$ to 400000 \$.....		9
400001 \$ to 450000 \$.....		10
450001 \$ to 500000 \$.....		11
500001 \$ or more.....		12
Refusal.....		13
DK.....		14

P.6. - POR - Size of locality		
< 100 inhabitants.....	425	1
101 < 200 inhabitants.....		2
201 < 500 inhabitants.....		3
501 < 1000 inhabitants.....		4
1001 < 2000 inhabitants.....		5
2001 < 5000 inhabitants.....		6
5001 < 10000 inhabitants.....		7
10001 < 30000 inhabitants.....		8
30001 < 100000 inhabitants.....		9
100001 < 500000 inhabitants.....		10
> 500000 inhabitants.....		11

P.7. - POR - Basic region - ATTENTION : Low bases can limit analysis		
Norte.....	426	1
Centro.....		2
Lisboa et Vale do Tejo.....		3
Alentejo.....		4
Algarve.....		5
Açores.....		6
Madeira.....		7

P.7. - POR - COMBINED REGIONS		
Norte.....	427	1
Centro.....		2
Lisboa et Vale do Tejo.....		3
Alentejo + Algarve + Açores + Madeira.....		4

GREAT BRITAIN

D.4. - GB - Vote for next General Election ?		
The Conservative Party.....	428	1
The Labour Party.....		2
The SDP.....		3
The Liberal Democrats.....		4
The Scottish National Party (SNP).....		5
Plaid Cymru.....		6
The Green Party.....		7
Other Party.....		8
Would spoil your vote.....		9
Would not vote.....		10
DK.....		11
No answer.....		12
D.29. - GB - MONTH INCOMES		
Less than 240 GBP.....	429	1
240 - 319 GBP.....		2
320 - 399 GBP.....		3
400 - 479 GBP.....		4
480 - 599 GBP.....		5
600 - 729 GBP.....		6
730 - 829 GBP.....		7
830 - 999 GBP.....		8
1.000 - 1.149 GBP.....		9
1.150 - 1.664 GBP.....		10
1.665 - 2.000 GBP.....		11
2001 GBP and over.....		12
Refusal.....		13
DK.....		14
P.6. - GB - Size of locality		
Metropolitan country.....	430	1
Other 100 % urban.....		2
Mixed urban/rural.....		3
Rural.....		4
P.7. - GB - Basic region - ATTENTION : Low bases can limit analysis		
Cleveland,Durham.....	431	1
Cumbria.....		2
Northumberland,Tyne and Wear.....		3
Humberside.....		4
North Yorkshire.....		5
South Yorkshire.....		6
West Yorkshire.....		7
Derbyshire,Nottinghamshire.....		8
Leicestershire,Northamptonshire.....		9
Lincolnshire.....		10
East Anglia.....		11
Bedfordshire,Hertfordshire.....		12
Berkshire,Buckinghamshire,Oxfordshire.....		13
Surrey,East/west Sussex.....		14
Essex.....		15
Greater London.....		16
Hampshire,Isle of wight.....		17
Kent.....		18
Avon,Gloucestershire,Wiltshire.....		19
Cornwall,Devon.....		20
Dorset,Somerset.....		21
Hereford and Worcester,Warwickshire.....		22
Schropshire,Staffordshire.....		23
West Midlands (County).....		24
Cheshire.....		25
Greater Manchester.....		26
Lancashire.....		27
Merseyside.....		28
Clwyd,Dyfed,Gwynedd,Powys.....		29
Gwent,Mid-S-W Glamorgan.....		30
Borders,Central,Fife,Lothian,Tayside.....		31
Dumfries-Galloway,Strathclyde.....		32
Highlands,Islands.....		33
Grampian.....		34
P.7. - GB - COMBINED REGIONS		
North.....	432	1
Yorkshire & Humberside.....		2
East Midlands + East Anglia.....		3
South East.....		4
South West.....		5
West Midlands.....		6
North West.....		7
Wales.....		8
Scotland.....		9

EAST GERMANY

D.4. - EGE - Vote for next General Election ?		
CDU/CSU.....	433	1
SPD.....		2
Bündnis 90/Grünen.....		3
FPD.....		4
PDS.....		5
Die Republikaner.....		6
Other Party.....		7
Would vote blank/would spoil your vote.....		8
Would not vote.....		9
Dont Know.....		10
No Answer.....		11
D.29. - EGE - MONTH INCOMES		
Less than 1500 DEM.....	434	1
1501 to 1750 DEM.....		2
1751 to 2000 DEM.....		3
2001 to 2250 DEM.....		4
2251 to 2500 DEM.....		5
2501 to 2750 DEM.....		6
2751 to 3000 DEM.....		7
3001 to 3500 DEM.....		8
3501 to 4000 DEM.....		9
4001 to 4500 DEM.....		10
4501 to 5000 DEM.....		11
5001 DEM or more.....		12
Refusal.....		13
DK.....		14
P.6. - EGE - Size of locality		
< 2000 inhabitants.....	435	1
2000 < 5000 inhabitants.....		2
5000 < 20000 inhabitants.....		3
20000 < 50000 inhabitants.....		4
50000 < 100000 inhabitants.....		5
100000 < 500000 inhabitants.....		6
> 500000 inhabitants.....		7
P.7 - EGE - Basic region - ATTENTION : Low bases can limit analysis		
Brandenburg.....	436	1
Mecklenburg Vorpommern.....		2
Sachsen.....		3
Dessau.....		4
Halle.....		5
Magdeburg.....		6
Thuringen.....		7
Ost Berlin.....		8
P.7. - EGE - COMBINED REGIONS		
Mecklenburg.....	437	1
Brandenburg.....		2
Sachsen-Anhalt.....		3
Thuringen.....		4
Sachsen.....		5
Ost Berlin.....		6

FINLAND

D.4. - FIN - If there were a "General Election" tomorrow (SAY IF CONTACT UNDER 18 YEARS : and you had a vote), which party WOULD YOU VOTE for ?

KESK Center Party.....	438	1
SDP Soc.dem. Party.....		2
KOK Coalation Party (Cons.).....		3
VAS Left League.....		4
RKP Swedish People's Party.....		5
VIHR Greens.....		6
SKL Christian League.....		7
SMP Rural Party.....		8
LKP Liberal Party.....		9
NUOR Norsuomalainen Puolue.....		10
VSL Vapaan Suomen Liitto.....		11
NAISP Naisten Puolue.....		12
SEP Suomen Elakelaisten Puolue.....		13
EKA Elakelaisten Kansan Asialla.....		14
EKO Ekologinen Puolue.....		15
LLP Luonnonlain Puolue.....		16
YVP Yhteisvastuu Puolue.....		17
Kommunistinen Työvaen Puolue.....		18
Other Party.....		19
Would vote blank/would spoil your vote.....		20
Would not vote.....		21
Dont Know.....		22
No Answer.....		23

D.29. - FIN - MONTH INCOMES

Less than 5000 mk.....	439	1
5001 to 7500 mk.....		2
7501 to 10000 mk.....		3
10001 to 12500 mk.....		4
12501 to 15000 mk.....		5
15001 to 17500 mk.....		6
17501 to 20000 mk.....		7
20001 to 22500 mk.....		8
22501 to 25000 mk.....		9
25001 to 27500 mk.....		10
27501 to 30000 mk.....		11
More than 300001 mk.....		12
Refusal.....		13
DK.....		14

P.6. - FIN - Size of locality

Helsinki area.....	440	1
Turku, Tampere.....		2
Other town.....		3
Rural center.....		4

P.7. - FIN - Basic region - ATTENTION : Low bases can limit analysis

Uusimaa.....	441	1
Varsi~.....		2
Satakun~~.....		3
Hame.....		4
Pirkan~~.....		5
Paijat~~.....		6
Kymen~~.....		7
Etela~~.....		8
Etela~~.....		9
Pohjois~~.....		10
Pohjois~~.....		11
Keski~~.....		12
Etela~~.....		13
Vaasan~.....		14
Keski~~.....		15
Pohjois~~.....		16
Kainuu.....		17
Lappi.....		18

P.7. - FIN - COMBINED REGIONS

Uusimaa.....	442	1
Etelä- Suomi.....		2
Itä- Suomi.....		3
Väli- Suomi.....		4
Pohjois- Suomi.....		5

P.13. - LANGUAGE - FINLAND

Finnish.....	443	1
Swedish.....		2

SWEDEN

D.4. - SWE - Vote for next General Election ?		
Moderaterna.....	444	1
Folkpartiet.....		2
Centern.....		3
Kds.....		4
Socialdemokraterna.....		5
Vänsterpartiet.....		6
Ny demokrati.....		7
Miljöpartiet.....		8
Other Party.....		9
Would vote blank/would spoil your vote.....		10
Would not vote.....		11
Dont Know.....		12
No Answer.....		13

D.29. - SWE - MONTH INCOMES		
Less than 5000 SEK.....	445	1
5000 to 10000 SEK.....		2
10001 to 15000 SEK.....		3
15001 to 20000 SEK.....		4
20001 to 25000 SEK.....		5
25001 to 30000 SEK.....		6
30001 to 35000 SEK.....		7
35001 to 40000 SEK.....		8
40001 to 45000 SEK.....		9
45001 to 50000 SEK.....		10
50001 to 55000 SEK.....		11
55001 SEK and more.....		12
Refusal.....		13
DK.....		14

P.6. - SWE - Size of locality		
Less than 5000.....	446	1
5000 - 10000.....		2
10000 - 30000.....		3
30000 - 50000.....		4
50000 - 100000.....		5
100000 - 150000.....		6
more than 150000.....		7

P.7. - SWE - Basic region - ATTENTION : Low bases can limit analysis		
Stockholm.....	447	1
Östra Mellansverige.....		2
Småland Med Öarna.....		3
Sydsverige.....		4
Västssverige.....		5
Norra Mellansverige.....		6
Mellersta Norrland.....		7
Övre Norrland.....		8

P.7. - SWE - COMBINED REGIONS		
Stockholm.....	448	1
Östra Mellansverige.....		2
Småland Med Öarna.....		3
Sydsverige.....		4
Västssverige.....		5
Norra Mellansverige.....		6
Mellersta Norrland + Övre Norrland.....		7

AUSTRIA

D.4. - AUS - Vote for next General Election ?		
SPÖ.....	449	1
ÖVP.....		2
Freiheitliche FPÖ.....		3
Die Grünen GAL.....		4
Liberales Forum (LIF).....		5
Other Party.....		6
Would vote blank/would spoil your vote.....		7
Would not vote.....		8
Dont Know.....		9
No Answer.....		10

D.29. - AUS - MONTH INCOMES		
Less than 6000 Sch.....	450	1
6001 to 8000 Sch.....		2
8001 to 10000 Sch.....		3
10001 to 12000 Sch.....		4
12001 to 14000 Sch.....		5
14001 to 16000 Sch.....		6
16001 to 20000 Sch.....		7
20001 to 25000 Sch.....		8
25001 to 30000 Sch.....		9
30001 to 35000 Sch.....		10
35001 to 40000 Sch.....		11
More than 40000 Sch.....		12
Refusal.....		13
DK.....		14
P.6. - AUS - Size of locality		
Rural.....	451	1
Mixed urban/rural.....		2
Urban.....		3
Metropolitan.....		4
P.7. - AUS - Basic region - ATTENTION : Low bases can limit analysis		
Vorarl~.....	452	1
Tirol.....		2
Salzburg.....		3
Upper ~.....		4
Styria.....		5
Caryn~.....		6
Lower ~.....		7
Burgen~.....		8
Vienna.....		9
P.7. - AUS - COMBINED REGIONS		
Vorarlberg + Tirol.....	453	1
Salzburg + Carynthia.....		2
Upper Austria.....		3
Styria.....		4
Lower Austria + Burgenland.....		5
Vienna.....		6
GERMANY		
D.4. - GER - Vote for next General Election ?		
CDU/CSU.....	454	1
SPD.....		2
Bündnis 90 / Grüne.....		3
FPD.....		4
PDS.....		5
Die Republikaner.....		6
Other Party.....		7
Would vote blank/would spoil your vote.....		8
Would not vote.....		9
DK.....		10
No Answer.....		11
P.6. - GER - Size of locality		
< 2000 inhabitants.....	455	1
2000 < 5000 inhabitants.....		2
5000 < 20000 inhabitants.....		3
20000 < 50000 inhabitants.....		4
50000 < 100000 inhabitants.....		5
100000 < 500000 inhabitants.....		6
> 500000 inhabitants.....		7
P.7. - GER - REGIONS		
Schlesw~.....	456	1
Nord West~.....		2
Hessen.....		3
Rhein~.....		4
Baden Württem~.....		5
Bayern.....		6
Berlin West.....		7
Ost Berlin.....		8
Mecklen~.....		9
Branden~.....		10
Sachsen~.....		11
Thuring~.....		12
Sachsen.....		13

P.7. - GER - Basic region - ATTENTION : Low bases can limit analysis		
Schleswig-Holstein.....	457	1
Hamburg.....		2
Braunschweig.....		3
Hannover.....		4
Lüneburg.....		5
Weser-EMS.....		6
Bremen.....		7
Düsseldorf.....		8
Köln.....		9
Münster.....		10
Detmold.....		11
Arnsberg.....		12
Darmstadt.....		13
Giessen.....		14
Kassel.....		15
Koblenz.....		16
Trier.....		17
Rheinessen-Pfalz.....		18
Saarland.....		19
Nord Württemberg=Stuttgart.....		20
Nordbaden=Karlsruhe.....		21
Südbaden=Freiburg.....		22
Süd Württemberg=Tübingen.....		23
Oberbayern.....		24
Niederbayern.....		25
Oberpfalz.....		26
Oberfranken.....		27
Mittelfranken.....		28
Unterfranken.....		29
Schwaben.....		30
West Berlin Brandenburg.....		31
Mecklenburg Vorpommern.....		32
Sachsen.....		33
Dessau.....		34
Halle.....		35
Magdeburg.....		36
Thuringen.....		37
Ost Berlin.....		38

UNITED KINGDOM

P.7. - UK - Basic region - ATTENTION : Low bases can limit analysis		
Scotland.....	458	1
North+Yorks&Humberside+North West.....		2
East/West Midlands+East Anglia.....		3
Wales.....		4
GLC.....		5
South East+South West.....		6
Northern Ireland.....		7
P.7. - UK - COMBINED REGIONS		
North.....	459	1
Yorkshire & Humberside.....		2
East Midlands + East Anglia.....		3
South East.....		4
South West.....		5
West Midlands.....		6
North West.....		7
Wales.....		8
Scotland.....		9
Northern Ireland.....		10

What is your main paid job ? Please give me your job title.

Legislators and senior officials.....	460	1
Corporate managers.....		2
General managers/ managers of small enterprises.....		3
Physical, mathematical and engineering science professionals.....		4
Life science and health professionals.....		5
Teaching professionals.....		6
Other professionals.....		7
Physical and engineering science associate professionals.....		8
Life science and health associate professionals.....		9
Teaching associate professionals.....		10
Other associate professionals.....		11
Office clerks.....		12
Customer service clerks.....		13
Personal and protective services workers.....		14
Models, salespersons and demonstrators.....		15
Market-oriented skilled agricultural and fishery workers Skilled agricultural and.....		16
Subsistence agricultural and fishery workers.....		17
Extraction and building trades workers.....		18
Metal, machinery and related trades workers.....		19
Precision, handicraft, printing and related trades workers.....		20
Other craft and related trades workers.....		21
Stationary plant and related operators.....		22
Machine operators and assemblers.....		23
Drivers and mobile plant operators.....		24
Sales and services elementary occupations.....		25
Agricultural, fishery and related labourers.....		26
Mining, construction, manufacturing, transport and related labourers.....		27
Armed forces.....		28

What is the full title of your (main) job?

Legislators and managers.....	461	1
Professionals.....		2
Technicians.....		3
Clerks.....		4
Service and sales workers.....		5
Agricultural and fishery workers.....		6
Craft and related trades workers.....		7
Plant and machine operators.....		8
Elementary occupations.....		9
Armed forced.....		10

Q.14. What does the firm or organisation that you currently work for actually make or do ? (NEW NACE CODE)

Agriculture,hunting,forestry and fishing (A-B).....	462	1
Mining and quarrying (C).....		2
Manufacturing (D).....		3
Electricity, gas and water supply (E).....		4
Construction (F).....		5
Wholesale and retail trade, repairs (G).....		6
Hotels and restaurants (H).....		7
Transportation and communication (I).....		8
Financial intermediation (J).....		9
Real estate and business activities (K).....		10
Public administration (L).....		11
Other services (M-Q).....		12

Q.15.a) How long have you been continuously employed by this employer/ continuously self-employed ? - NUMBER OF YEARS

< 1.....	463	1
1.....		2
2 - 3.....		3
4 - 5.....		4
6 - 9.....		5
10 - 14.....		6
15 - 19.....		7
20 - 24.....		8
25 - 29.....		9
30 - 34.....		10
35+.....		11
Refusal.....		12
DK.....		13

Q.15.How long have you been continuously employed by this employer/ continuously self-employed ? - NUMBER OF MONTHS

1.....	464	1
2.....		2
3.....		3
4.....		4
5.....		5
6.....		6
7.....		7
8.....		8
9.....		9
10.....		10
11.....		11
DK.....		12

Q.23.a) How many hours do you usually work a week in your job, including overtime ? Please do not include meal breaks. If it varies, take the average over the last 4 weeks. (IF REFUSAL : CODE 998 - IF DK : CODE 999)

number of hours :

Less than 30 hours.....	465	1
31 - 32 hours.....		2
33 - 34 hours.....		3
35 - 36 hours.....		4
37 - 38 hours.....		5
39 - 40 hours.....		6
41 - 42 hours.....		7
43 - 44 hours.....		8
45 - 46 hours.....		9
47 - 48 hours.....		10
49 - 50 hours.....		11
More than 50 hours.....		12
Refusal.....		13
DK.....		14

Q.23.b) And how many hours a week do you work in any other jobs?

(IF NO OTHER JOB, CODE 000)

(IF REFUSAL : CODE 998 - IF DK : CODE 999)

1 - 6 hours.....	466	1
7 - 12 hours.....		2
13 - 18 hours.....		3
More than 19 hours.....		4
Refusal.....		5
DK.....		6

Q.40.b) If you were free to choose, how many hours a week would you ideally like to work overall ? (IF REFUSAL : CODE 998 - IF DK : CODE 999)

Number of hours:

Less than 30 hours.....	467	1
31 - 32 hours.....		2
33 - 34 hours.....		3
35 - 36 hours.....		4
37 - 38 hours.....		5
39 - 40 hours.....		6
41 - 42 hours.....		7
43 - 44 hours.....		8
45 - 46 hours.....		9
47 - 48 hours.....		10
49 - 50 hours.....		11
More than 50 hours.....		12
Refusal.....		13
DK.....		14

Q.41.a) In the last five years, have you ever been unemployed, or not ? (IF YES) How many times have you been unemployed in the last five years ? (IF NEVER, CODE 00) (IF REFUSAL : CODE 98 - IF DK : CODE 99)

1.....	468	1
2.....		2
3.....		3
4.....		4
5.....		5
More than 5 times.....		6
Never been unemployed.....		7
Refusal.....		8
DK.....		9

Q.42. How long have you been without a paid job ? (INT. IF FOR ONE MONTH OR LESS, CODE 001; IF NEVER HAD A JOB, CODE 000) (IF REFUSAL : CODE 998 - IF DK : CODE 999)

Number of months :		
1 - 3 months.....	469	1
4 - 6 months.....		2
7 - 9 months.....		3
10 - 12 months.....		4
13 - 18 months.....		5
19 - 24 months.....		6
25 - 36 months.....		7
37 - 48 months.....		8
49 - 60 months.....		9
More than 60 months.....		10
Never had a job.....		11
Refusal.....		12
DK.....		13

Q.44. What was the full title of your last (main) job?

Probe to get clear job title ISCO CODING - OFFICE CODING		
Legislators and senior officials.....	470	1
Corporate managers.....		2
General managers/managers of small enterprises.....		3
Physical, mathematical and engineering science professionals.....		4
Life science and health professionals.....		5
Teaching professionals.....		6
Other professionals.....		7
Physical and engineering science associate professionals.....		8
Life science and health associate professionals.....		9
Teaching associate professionals.....		10
Other associate professionals.....		11
Office clerks.....		12
Customer service clerks.....		13
Personal and protective services workers.....		14
Models, salespersons and demonstrators.....		15
Marketoriented skilled agricultural and fishery workers Skilled agricultural and fisher-		16
Subsistence agricultural and fishery workers.....		17
Extraction and building trades workers.....		18
Metal, machinery and related trades workers.....		19
Precision, handicraft, printing and related trades workers.....		20
Other craft and related trades workers.....		21
Stationary plant and related operators.....		22
Machine operators and assemblers.....		23
Drivers and mobile plant operators.....		24
Sales and services elementary occupations.....		25
Agricultural, fishery and related labourers.....		26
Mining, construction, manufacturing, transport and related labourers.....		27
Armed forces.....		28

Q.44. What was the full title of your last (main) job?

Probe to get clear job title ISCO CODING - OFFICE CODING		
Legislators and managers.....	471	1
Professionals.....		2
Technicians.....		3
Clerks.....		4
Service and sales workers.....		5
Agricultural and fishery workers.....		6
Craft and related trades workers.....		7
Plant and machine operators.....		8
Elementary occupations.....		9
Armed forced.....		10

Q.48. What did the firm or organisation that you last worked for actually make or do ? (NEW NACE CODE)

Agriculture, hunting, forestry and fishing (A-E).....	472	1
Mining and quarrying (C).....		2
Manufacturing (D).....		3
Electricity, gas and water supply (E).....		4
Construction (F).....		5
Wholesale and retail trade, repairs (G).....		6
Hotels and restaurants (H).....		7
Transportation and communication (I).....		8
Financial intermediation (J).....		9
Real estate and business activities (K).....		10
Public administration (L).....		11
Other services (M-Q).....		12

Q.50.a) How long had you been continuously employed by this employer/ continuously self-employed ? - NUMBER OF YEARS (IF LESS THAN A YEAR, CODE 00 FOR NUMBER OF YEARS AND FILL IN ONLY NUMBER OF MONTHS) (IF REFUSAL : CODE 98 - IF DK : CODE 99)

< 1.....	473	1
1.....		2
2 - 3.....		3
4 - 5.....		4
6 - 9.....		5
10 - 14.....		6
15 - 19.....		7
20 - 24.....		8
25 - 29.....		9
30 - 34.....		10
35+.....		11
Refusal.....		12
DK.....		13

Q.50.b) How long had you been continuously employed by this employer/ continuously self-employed ? - NUMBER OF MONTHS (IF LESS THAN A YEAR, CODE 00 FOR NUMBER OF YEARS AND FILL IN ONLY NUMBER OF MONTHS) (IF REFUSAL : CODE 98 - IF DK : CODE 99)

1.....	474	1
2.....		2
3.....		3
4.....		4
5.....		5
6.....		6
7.....		7
8.....		8
9.....		9
10.....		10
11.....		11
DK.....		12

Q.53.b) If you were free to choose, how many hours a week would you ideally like to work overall ? (IF REFUSAL : CODE 998 - IF DK : CODE 999)

Less than 30 hours.....	475	1
31 - 32 hours.....		2
33 - 34 hours.....		3
35 - 36 hours.....		4
37 - 38 hours.....		5
39 - 40 hours.....		6
41 - 42 hours.....		7
More than 42 hours.....		8
Refusal.....		9
DK.....		10

Q.55.a) Taking all spells into account, how many times have you been unemployed in the last five years ? (IF NEVER, CODE 00 AND SKIP TO Q.56) (IF CURRENTLY UNEMPLOYED INTERVIEWER CHECK THAT FIGURE INCLUDES CURRENT SPELL) (IF REFUSAL : CODE 98 - IF DK : CODE 99)

1.....	476	1
2.....		2
3.....		3
4.....		4
5.....		5
More than 5.....		6
Never.....		7
Refusal.....		8
DK.....		9

Q.58. How long has it been since you first started looking for a job ?
(INT. IF FOR ONE MONTH OR LESS, CODE 001; IF NEVER HAD A JOB, CODE 000)
(IF REFUSAL : CODE 998 - IF DK : CODE 999)

Number of months :

1 - 3 months.....	477	1
4 - 6 months.....		2
7 - 9 months.....		3
10 - 12 months.....		4
13 - 18 months.....		5
19 - 24 months.....		6
25 - 36 months.....		7
37 - 48 months.....		8
49 - 60 months.....		9
More than 60 months.....		10
Never had a job.....		11
Refusal.....		12
DK.....		13

WEIGHT SPECIAL GERMANY

	488
--	-----

WEIGHT SPECIAL UNITED KINGDOM

	489
--	-----

WEIGHT EUROPE 15

	490
--	-----

WEIGHT RESULT FROM TARGET

	491
--	-----

WEIGHT SPECIAL GERMANY

	492
--	-----

WEIGHT SPECIAL UNITED KINGDOM

	493
--	-----

WEIGHT EUROPE 15

	494
--	-----

Localisation de la provenance des data

A.....	495	1
B.....		2
C.....		3

Localisation de la provenance des data et ISCO

A 1.....	496	1
A 2.....		2
A 3.....		3
A 4.....		4
A 5.....		5
A 6.....		6
A 7.....		7
A 8.....		8
A 9.....		9
A 10.....		10
B 1.....		11
B 2.....		12
B 3.....		13
B 4.....		14
B 5.....		15
B 6.....		16
B 7.....		17
B 8.....		18
B 9.....		19
B 10.....		20
B sp.....		21
C.....		22



EUROBAROMETER 44.3 TECHNICAL SPECIFICATIONS

INTERNATIONAL RESEARCH ASSOCIATES

Between 27 February and 3 April, 1996, INRA (EUROPE), a European Network of Market- and Public Opinion Research agencies, carried out wave 44.3 of the STANDARD EUROBAROMETER, on request of the EUROPEAN COMMISSION.

The EUROBAROMETER 44.3 covers the population of the respective nationality of the European Union membercountries, aged 15 years and over, resident in each of the Member States. The basic sample design applied in all Member States is a multi-stage, random (probability) one. In each EU country, a number of sampling points was drawn with probability proportional to population size (for a total coverage of the country) and to population density.

For doing so, the points were drawn systematically from all "administrative regional units", after stratification by individual unit and type of area. They thus represent the whole territory of the Member States according to the EUROSTAT-NUTS II (or equivalent) and according to the distribution of the resident population of the respective EU-nationalities in terms of metropolitan, urban and rural areas. In each of the selected sampling points, a starting address was drawn, at random. Further addresses were selected as every Nth address by standard random route procedures, from the initial address. In each household, the respondent was drawn, at random. All interviews were face-to-face in people's home and in the appropriate national language.

<u>COUNTRIES</u>	<u>INSTITUTES</u>	<u>N° INTERVIEWS</u>	<u>FIELDWORK DATES</u>	<u>POPULATION 15+ (x 000)</u>
Belgium	MARKETING UNIT	1025	04/03 - 25/03	8 356
Denmark	GFK DANMARK	1000	10/03 - 29/03	4 087
Germany(East)	INRA DEUTSCHLAND	1046	05/03 - 22/03	13 608
Germany(West)	INRA DEUTSCHLAND	1028	05/03 - 25/03	52 083
Greece	KEME	1006	06/03 - 25/03	7 474
Spain	CIMEI	1000	05/03 - 25/03	28 075
France	TMO	1001	06/03 - 25/03	43 590
Ireland	LANSDOWNE Market Research	1004	06/03 - 03/04	2 549
Italy	PRAGMA	1098	07/03 - 22/03	44 495
Luxemburg	ILRES	595	01/03 - 28/03	372
The Netherlands	NIPO	1023	08/03 - 01/04	11 232
Portugal	METRIS	1000	09/03 - 28/03	7 338
Great Britain	NOP Corporate and Financial	1051	27/02 - 24/03	44 225
Northern Ireland	ULSTER MARKETING SURVEYS	303	10/03 - 29/03	1 159
Austria	SPECTRA	1053	07/03 - 29/03	6 044
Sweden	TEMO	1000	08/03 - 29/03	7 808
Finland	MARK. DEVELOPMENT CENTER	1002	05/03 - 29/03	4 017

For each country a comparison between the sample and the universe was carried out. The Universe description was derived from EUROSTAT population data or from national statistics. For all EU member-countries a national weighting procedure, using marginal and intercellular weighting, was carried out based on this Universe description. As such in all countries, minimum sex, age, region NUTS II were introduced in the iteration procedure. For international weighting (i.e. EU averages), INRA (EUROPE) applies the official population figures as published by EUROSTAT in the Regional Statistics Yearbook of 1989 or national CENSUS data. The total population figures for input in this post-weighting procedure are listed above.

The results of the EUROBAROMETER studies are reported in the form of tables, datafiles and analyses. Per question a table of results is given with the full question text (English and French) on top; the results are expressed 1) as a percentage on total base and 2) as a percentage on the number of "valid" responses (i.e. "Don't Know" and "No Answer" excluded). All EUROBAROMETER datafiles are stored at the Zentral Archiv (Universität Köln, Bachemer Strasse, 40, D-5000 Köln 41). They are at the disposal of all institutes members of the European Consortium for Political Research (Essex), of the Inter-University Consortium for Political and Social Research (Michigan) and of all those interested in social science research. The results of the EUROBAROMETER surveys are analysed and made available through the Unit Survey Research (EUROBAROMETER) of DGX/B of the European Commission, Rue de la Loi 200, B-1049 Brussels.

Readers are reminded that survey results are estimations, the accuracy of which, everything being equal, rests upon the sample size and upon the observed percentage. With samples of about 1.000 interviews, the real percentages vary within the following confidence limits :

Observed percentages	10% or 90%	20% or 80%	30% or 70%	40% or 60%	50%
Confidence limits	± 1.9%	± 2.5%	± 2.7%	± 3.0%	± 3.1%

Note: During the fieldwork a so-called oversample EB44.3 was attached to the basic sample. This oversample (n= +/- 300 per country) implied that an additional number of unemployed persons and full time housewives/husbands, aged 15 years and over, were questioned on selected questions as compared to the basic sample. Students and retired however were excluded.

EUROBAROMETER 44.3
CO-OPERATING AGENCIES AND RESEARCH EXECUTIVES

INRA (EUROPE) - European Coordination Office SA/NV
 Dominique VANCRAEYNST
 Avenue R. Vandendriessche, 18
 B -1150 BRUSSELS - BELGIUM
 Tel. ++/32/2/775 01 11 - Fax. ++/32/2/772 40 79

BELGIQUE	MARKETING UNIT 430, Avenue Louise B-1050 BRUXELLES	Ms Pascale BERNARD	tel. ++/32 2 648 80 10 fax. ++/32 2 648 34 08
DANMARK	GFK DANMARK Toldbodgade, 10B DK-1253 COPENHAGEN K.	Mr Erik CHRISTIANSEN	tel. ++/45 33 93 17 40 fax. ++/45 33 13 07 40
DEUTSCHLAND	INRA DEUTSCHLAND Papenkamp, 2-6 D-23879 MÖLLN	Ms Doris SIEBER	tel. ++/49 4542 801 0 fax. ++/49 4542 801 201
ELLAS	KEME Ippodamou Street, 24 GR-11635 ATHENA	Ms Fotini PANOUTSOU	tel. ++/30 1 701 80 82 fax. ++/30 1 701 78 37
ITALIA	PRAGMA Via Salaria, 290 I-00199 ROMA	Ms Maria-Adelaide SANTILLI	tel. ++/39 6 884 80 57 fax. ++/39 6 854 00 38
ESPAÑA	CIMEI Alberto Aguilera, 7-5° E-28015 MADRID	Ms Carmen MOZO	tel. ++/34 2 594 47 93 fax. ++/34 2 594 52 23
FRANCE	TMO 22, rue du 4 Septembre F-75002 PARIS	Ms Isabelle CREBASSA	tel. ++/33 1 44 94 40 00 fax. ++/33 1 44 94 40 01
IRELAND	LANSDOWNE Market Research 12, Hatch Street IRL-DUBLIN 2	Mr Roger JUPP	tel. ++/353 1 661 34 83 fax. ++/353 1 661 34 79
LUXEMBOURG	ILRES 6, rue du Marché aux Herbes GD-1728 LUXEMBOURG	Mr Charles MARGUE	tel. ++/352 47 50 21 fax. ++/352 46 26 20
NEDERLAND	NIPO Grote Bickersstraat 74 NL-1013 KS AMSTERDAM	Mr Martin JONKER	tel. ++/31 20 522 54 44 fax. ++/31 20 522 53 33
PORTUGAL	METRIS Rua Visconde de Santarém, 71/5° P-1000 LISBOA	Ms Mafalda BRASIL	tel. ++/351 1 315 15 16 fax. ++/351 1 315 15 22
GREAT BRITAIN	NOP Corporate and Financial 1 & 2 Berners Street London W1P 4DR UK	Mr Chris KAY	tel. ++/44 71 612 01 81 fax. ++/44 71 612 02 22
AUSTRIA	SPECTRA Brucknerstrasse, 3-5/4 DK-4020 LINZ-AUSTRIA	Ms Jitka NEUMANN	tel. ++/43/732/69010 fax. ++/43/732/6901-4
SWEDEN	TEMO AB Gärdsfögdevägen, 5-7 17126 SOLNA-SWEDEN	Mr Michael SÖDERSTRÖM	tel. ++/46 8 6296000 fax. ++/46 8 28 64 28
FINLAND	MARKETING DEVELOPMENT CENTER Ltd Itätuulenkuja 10 02100 ESPOO-FINLAND	Mr Juhani PEHKONEN	tel. ++/358 0 613 500 fax. ++/358 0 613 50 699

2. FIELDWORK

EUROBAROMETER 44.3 - FIELDWORK PERIOD AND NET SAMPLE SIZE

COUNTRY	INSTITUTE	START - END FIELDWORK	1 Basic	2 Extra	3 (= 1 + 2) Total net
Belgium	MARKETING UNIT	04/03 - 25/03	1025	339	1364
Denmark	GFK DANMARK	10/03 - 29/03	1000	307	1307
Germany (East)	INRA DEUTSCHLAND	05/03 - 22/03	1046	428	1474
Germany (West)	INRA DEUTSCHLAND	05/03 - 25/03	1028	337	1365
Greece	KEME	06/03 - 25/03	1006	346	1352
Spain	CIMEI	05/03 - 25/03	1000	350	1350
France	TMO	06/03 - 25/03	1001	324	1325
Ireland	LANSDOWNE Market Research	06/03 - 03/04	1004	381	1385
Italy	PRAGMA	07/03 - 22/03	1098	334	1432
Luxemburg	ILRES	01/03 - 28/03	595	0	595
The Netherlands	NIPO	08/03 - 01/04	1023	365	1388
Austria	SPECTRA	07/03 - 29/03	1053	328	1381
Portugal	METRIS	09/03 - 28/03	1000	318	1318
Finland	MARK. DEVELOPMENT CENTER	05/03 - 29/03	1002	339	1341
Sweden	TEMO	08/03 - 29/03	1000	293	1293
Great Britain	NOP Corporate and Financial	27/02 - 24/03	1051	327	1378
Northern Ireland	ULSTER MARKETING SERVICES	10/03 - 29/03	303	0	323
	TOTAL		16 235	5 116	21 351

3. WEIGHTING

3.A. PRODUCTION OF WEIGHTS

- ① → EB44.3, basic sample as for each EUROBAROMETER SURVEY a comparison between the sample and the universe is carried out, per country . The Universe description was derived from EUROSTAT population data. For each EU-member country, a national weighting procedure, using marginal (RIM) and intercellular weighting (Iterative Proportional Fitting - IPF), is carried out, based on this Universe description. As such, in all countries, minimum sex, age, region NUTS II and size of locality were introduced in the iteration procedure.
- ② → For international weighting (i.e. EU-averages) we applied the official population figures as published by EUROSTAT in the Regional Statistics Yearbook of 1989, or national Census data.
In a first time the weighting has been made on the “employed” (= Q8 codes 1 to 7) including the following variables : age, sex, current occupation (ISCO), employment status and sector of activity (NACE). The category of “employed” is called section A.
- ③ → Secondly, a set of weights for the job seekers was provided. The oversample was weighted, including the corresponding part from the basic sample, applying weights derived from a merged dataset from figures extracted in the Labour Force Survey-Results 1995. Minimum sex, age, occupation (ISCO), sector of activity (NACE), were introduced in the iteration procedure. The category of “job seekers” is called section B. It includes : a) extraction of Basic sample (Q8 : codes 8 & 9) + Q56 a (code 1)
b) oversample

Two kinds of weights have been produced :

Weight B1 = In addition to ISCO codes and NACE codes, Q43 (previous situation before becoming unemployed or housewife/househusband) is taken into account. To record this question, the LFS-table 092 is useful. Three subgroups are included in this table :

- 1) seeking after loss/leaving job,
- 2) seeking first job and
- 3) seeking work after inactivity

Weight B2 = In addition to ISCO codes + NACE codes, Q43 is recoded. Indeed, two subgroups are considered as a whole .

This gives a recodification in two categories :

- 1) seeking after loss/leaving job
- 2) seeking first job + seeking work after inactivity.

④ → The next stage represents a totality when the previous sections are put together :

- the employed
- job seekers
- and the inactives. All together they form a total file.

Inactives include three subgroups : 1) permanently unable to work because sick or disabled, 2) full-time student (school, college, university,...) and 3) retired. Inactive people can not be found in the oversample. Indeed, the interview had to be closed if repondent was belonging to one of these three categories.

Moreover, the probability to find job seekers in the “unemployed” category is real because full-time housewives/househusbands may look after work.

Two kinds of weights have been produced on the total file :

Weight C1 = the three sections are regrouped : A : employed + B : job seekers + C : Inactives

Weight C2 = the three sections are regrouped : A : employed + B : job seekers + C : Inactives and detailed ajustements have been made according to ISCO codes for A and B if they were available.

The following table is a summarize of the whole operation..

Note : the Eurostat figures and data weighting are appended in annexe

	EB QUESTIONS	RESULTS LFS 1995*	
①	MAIN sample		
② Extraction of the basic sample : Employed	A. EMPLOYMENT SECTION		
	Q.8. Employment status	table 050	Persons in employment by professional status and full-time/part-time breakdown
	Q.10. ISCO code Q.14. NACE code	table 044 table 040	Persons in employment by occupation (ISCO) Persons in employment by economic activity (NACE)
③ OVER sample + MAIN sample (extraction) <i>weight B1</i>	B. JOB SEEKERS SECTION		
	Q.43. Previous situation before becoming unemployed or housewife/househusband	tables 92&93 tables 94&95	Principal characteristics of the unemployed Principal characteristics of the young unemployed ages 15 to 24 years
	Q.44. ISCO code	tables 104&105	Unemployed having lost/left job as employees due to economic reasons by occupation of last job (ISCO)
	Q.48. NACE code	tables 102&103	Unemployed having lost/left job as employees due to economic reasons by economic activity (NACE)
		tables 106&107	Unemployed seeking employment by broad age group and type of employment sought
	<i>weight B2</i>	Q.44. ISCO code Q.48. NACE code	tables 104&105 tables 102&103
④ TOTAL FILE <i>weight C1</i> <i>weight C2</i>	A + B + C (INACTIVES SECTION)		
	settles the origin of the data (employed + job seekers + inactives)		
	settles the origin of the data (employed (ISCO) + job seekers (ISCO) + inactives)		

*LFS 1995 : Labour Force Survey 1995, Source EUROSTAT

3.B. SOME PROBLEMS WERE ENCOUNTERED DURING THE OPERATION.

LFS 1994 was available but it was preferable to use the most recent results : LFS 1995. These were not published yet. The first problem consisted in obtaining these results. Fortunately, people at Eurostat made an exception for INRA (EUROPE) and they provided them. They added that those results were not checked completely at that time. This means they may not be fully valid.

The LFS results 1995 were not complete. This concerns the three new member states. Their introduction to the European Union involves many changes, and amongst them, changes in the consideration of statistical data. These data need be (re)organised according to the European profile. This procedure takes time. That is the reason why there are no Swedish ISCO codes, they did not exist at all in Swedish statistics. Instead of missing data, some less recent ones have been used when available. This is the case for the Finnish ISCO codes dating 1993 (source : Statistics Finland).

Eurostat are used to publishing the results of Germany as a whole. In INRA(EUROPE)'s way of working, the distinction between East and West Germany was still applied. So, the greatest care must be taken in this matter.

In many cases, Eurostat have given results for total Germany and for West Germany. It is not so obvious to find results for East Germany. It is not only a subtraction : total Germany - West Germany. The question is : which position does Berlin take ? When possible, East and West are separate. But, weighting of section B, job seekers, does not show the distinction.

